



# LACCD Credit Enrollment Update

Spring 2024 TO Spring 2023 COMPARISONS

DAY 70 - RELATIVE TO THE BEGINNING OF INSTRUCTION

Relative Day Comparisons for Day 70, comparing Spring 2024 (Monday, April 15, 2024) to Spring 2023 (Monday, April 17, 2023).

Data source: LACCD PS Student Information System.

## HEADCOUNT

**114,524**

**113%**

101,148

## ENROLLMENT

**230,210**

**112%**

206,001

## SECTION COUNT

**9,979**

**102%**

9,737

## ENROLLMENT DIVIDED BY SECTION

**23.1**

**109%**

21.2

## GENDER

Spring 2024

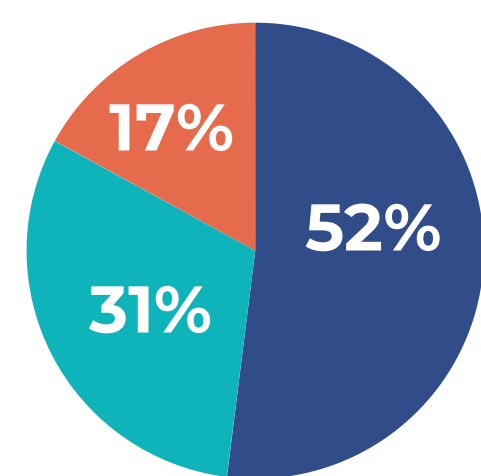
Change from 2023

FEMALE .....	61,570	↑ +4,859   +9%
MALE .....	50,536	↑ +7,810   +18%
NON-BINARY .....	922	↑ +182   N/A
UNKNOWN .....	1,496	↑ +225   N/A

## UNIT LOAD

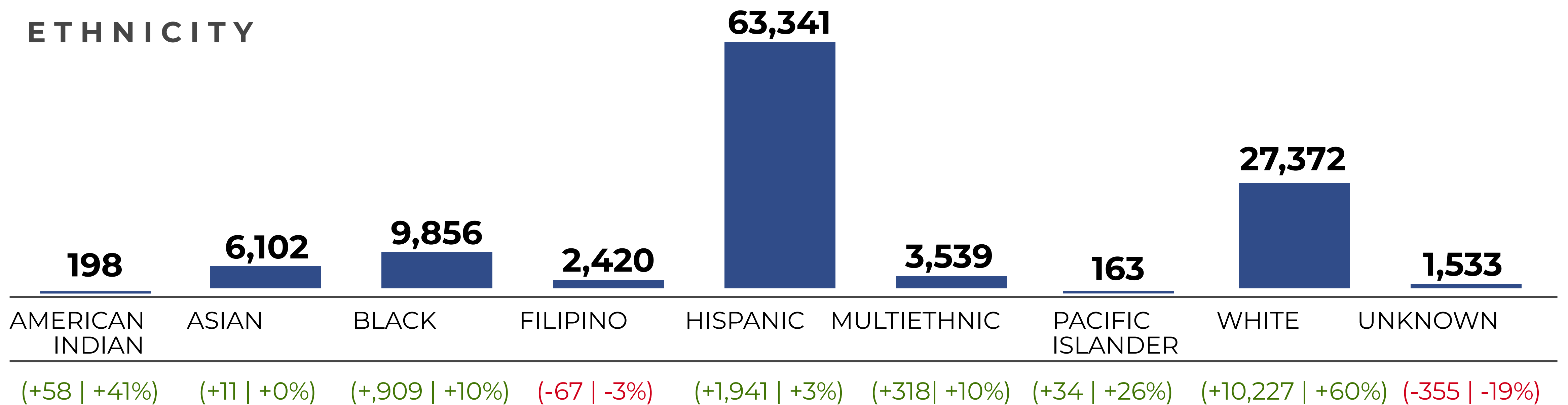
Spring 2024

Change from 2023



Less than 6 Units....	59,919	↑ +8,078   +16%
6 - 11.5 Units .....	35,760	↑ +3,446   +11%
12 or More Units.....	18,845	↑ +1,552   +9%

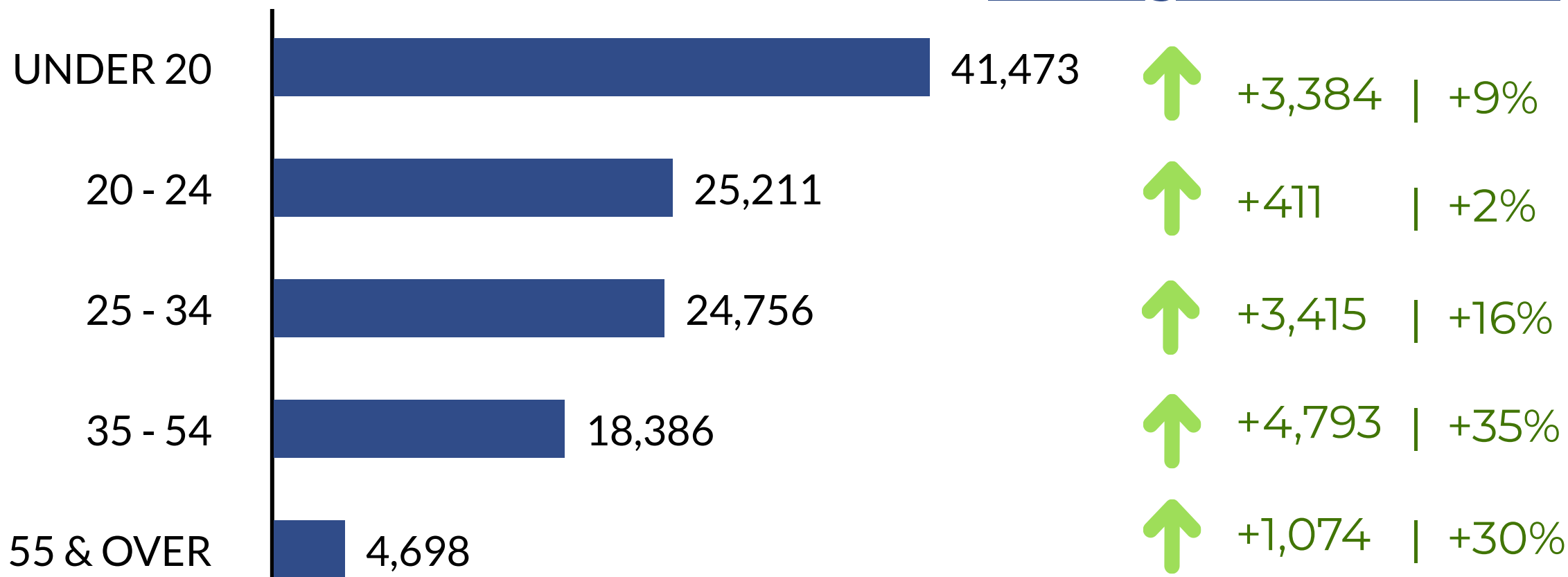
## ETHNICITY



## AGE

Spring 2024

Change from 2023



## ENROLLMENT STATUS

Spring 2024

Change from 2023

FIRST-TIME .....	6,844	↑ +1,688   +33%
TRANSFER .....	7,861	↑ +1,366   +21%
RETURNING .....	12,431	↑ +6,929   +126%
CONTINUING .....	68,828	↑ +953   +1%
CONCURRENT HIGH SCHOOL .....	18,294	↑ +2,800   +18%
CONCURRENT ADULT SCHOOL .....	170	↑ +26   N/A

## NONCREDIT HEADCOUNT & ENROLLMENT

### HEADCOUNT

**16,598**

**120%**

13,855

### ENROLLMENT

**30,334**

**117%**

25,882

## CLASS MODALITY & FILL RATE

### CLASS MODALITY:

<b>49%</b> Remote	<b>7%</b> Hybrid	<b>44%</b> In-Person
----------------------	---------------------	-------------------------

**FILL RATE: 76%**

**65%**

**65%**

SOURCE:

LACCD Office of Institutional Effectiveness