



Los Angeles Community College District

Chancellor's Monthly Report
August 2, 2023

Francisco C. Rodriguez, Ph.D.
Chancellor, Los Angeles Community College District

Presented by: Kathleen F. Burke, Ed.D.
Deputy Chancellor, Los Angeles Community College District



Chancellor's Report



- District Enrollment Campaign
- College Enrollment Events
- Summer 2023 Enrollment Update
- Fall 2023 Enrollment Update

Fall College Enrollment Events



Southwest DAZE
ON SATURDAYS

SATURDAY
10:00AM - 1:00PM

STUDENT SERVICES BUILDING

August 12, 2023

Are you prepared to leave *your* impact on the world?

Have a clear personal motivation to join us at Southwest Daze. Our faculty staff are prepared and ready to support you in setting the next chapter of your life. It's time to take the first step and apply for financial aid! Don't waste time and money by not applying to attend Daze. Meet us in person and apply for financial aid! Don't waste time and money by not applying to attend Daze. Meet us in person and apply for financial aid!

- COMPLETE THE FAFSA AND REGISTER FOR COLLEGE
- LEARN ABOUT OUR ACADEMIC OFFERINGS AND SUPPORT SERVICES
- FIND OUT ABOUT OUR RESOURCES AND PROGRAMS
- ENROLL AND REGISTER FOR CLASSES

Los Angeles Pierce College

Join us at LATTC'S
FALL 2023

LATTC

OPEN HOUSE

AUGUST 19, 2023 9AM - 1PM

Get hands on help choosing a new career pathway and enroll in classes on the spot.

**Hands-On Help
Tours & Trucks**

EAST LOS ANGELES COLLEGE

SUMMER KICKBACK AT ELAC

SAT., AUGUST 12, 2023, 4pm-10pm

CLASSIC CAR SHOW
MOVIE NIGHT

REGISTER FOR FALL CLASSES

FOOD, GAMES, MERCH

FREE PAST

VIRTUAL REGISTRATION DAY

Wednesday, August 23rd
10am - 2pm

Get Enrollment Help & LIVE Chat with:

- Admissions
- Counseling
- Financial Aid

Los Angeles Pierce College

SUPER SATURDAYS

Need help registering for Summer and Fall classes?

Admissions and Records
Financial Aid
Academic Counseling

MEET US IN THE WELCOME CENTER
First Floor, Student Services Building

DATES:

- 6/24 | 9AM - 1PM
- 7/08 | 9AM - 1PM
- 7/15 | 9AM - 1PM
- 7/22 | 9AM - 1PM
- 7/29 | 9AM - 1PM
- 8/12 | 9AM - 1PM
- 8/19 | 9AM - 1PM
- 8/26 | 9AM - 1PM

www.lapc.edu | www.LAPC.edu

HARBOR COLLEGE

SUPER SATURDAY

REGISTRATION AND OPEN HOUSE EVENT

SATURDAY, AUGUST 12
8:30 am - 1:00 pm
LOS ANGELES HARBOR COLLEGE
1111 PUEBLOA PLACE, WILMINGTON, CA 90744

APPLY, REGISTER, MEET WITH A COUNSELOR.
GET YOUR QUESTIONS ANSWERED HERE!

THIS EVENT INCLUDES:

- Registration for Fall 2023 classes
- Campus Tour
- Support with academic & career exploration

SCAN QR CODE TO RSVP!

BEAT THE RUSH FALL 2023

AUGUST 21 - AUGUST 28

Welcome Back to LACC!

Extended Hours
in many Student Services Offices,
both In-Person and Online

Monday - Thursday:
8:00am - 7:00pm
Friday:
8:00am - 4:00pm

Special Saturday Hours
Enrollment Fair, August 12:
10:00am - 2:00pm
In Person Services, August 26:
9:00am - 1:00pm

Available Services Include:

- Admissions & Records
- Bookstore
- Business Office
- City Cares Network*
- Counseling
- EOPS
- Financial Aid
- Non-Credit & Adult Education*
- Welcome Center

*Hours may vary by department. Please contact these programs for hours of operation.

The Fall Semester Starts on Monday, August 28

Fall College Enrollment Events



ELAC Summer Kickback, [August 12](#)
Southeast LA Goes to College, [August 12](#)



Registration Fair, [August 12](#)
Beat the Rush, [August 21](#)
Beat the Rush, [August 22](#)



Registration Event, [August 9](#)
Super Saturday Registration & Open House Event, [August 12](#)
Registration Event, [August 23](#)

Fall College Enrollment Events



Enrollment Day, [August 9](#)
Super Saturday, [August 12](#)
Enrollment Day, [August 16](#)



Super Saturday w/ EOPS & Adult Ed, [August 12](#)
Super Saturday at the Welcome Center, [August 19](#)
Last Chance Super Saturday at Welcome Center, [August 26](#)



Southwest Daze, [August 12](#)
2023 Fall Opening Days, [August 24](#)

Fall College Enrollment Events



Fall 2023 Virtual Registration Workshop, [August 9](#)
Fall 2023 Registration Day Event, [August 12](#)
Fall 2023 Virtual Registration Workshop, [August 16](#)
Fall 2023 Open House, [August 19](#)



In-Person Monarch Registration Day, [August 12](#)
Virtual Monarch Registration Day, [August 23](#)
In-Person Monarch Registration Day, [August 26](#)



Registration Day Event, [August 12](#)
Registration Day Event, [August 18](#)
Registration Day Event, [August 26](#)



Summer 2023 Enrollment



LACCD Enrollment Update

SUMMER 2023 TO SUMMER 2022 COMPARISONS

DAY 42 - RELATIVE TO THE BEGINNING OF INSTRUCTION

Relative Day Comparisons for Day 42, comparing Summer 2023 (Monday, July 24, 2023) to Summer 2022 (Monday, July 25, 2022). Data source: LACCD PS Student Information System.

HEADCOUNT

52,063

115%
45,199

ENROLLMENT

69,433

115%
60,368

SECTION COUNT

2,643

106%
2,496

ENROLLMENT DIVIDED BY SECTION

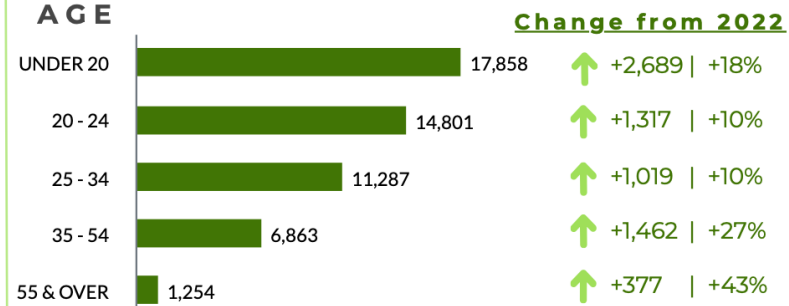
26.3

109%
24.2

GENDER

	<u>Summer 2023</u>	<u>Change from 2022</u>
FEMALE	29,954	↑ +3,020 +11%
MALE	20,966	↑ +3,407 +19%
NON-BINARY	395	↑ +172 N/A
UNKNOWN	748	↑ +265 N/A

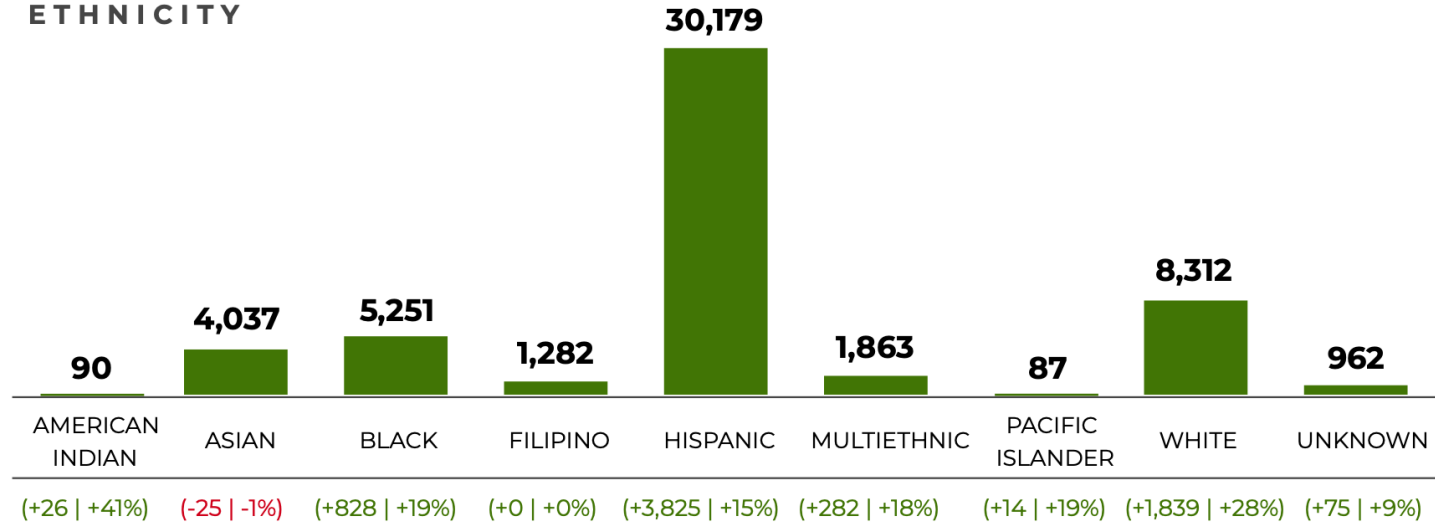
AGE



Summer 2023 Enrollment



ETHNICITY



CLASS MODALITY & FILL RATE



SOURCE: LACCD Office of Institutional Effectiveness



Fall 2023 Enrollment



LACCD Enrollment Update

FALL 2023 TO FALL 2022 COMPARISONS

DAY -35 - RELATIVE TO THE BEGINNING OF INSTRUCTION

Relative Day Comparisons for Day -35, comparing Fall 2023 (Monday, July 24, 2023) to Fall 2022 (Monday, July 25, 2022). Data source: LACCD PS Student Information System.

HEADCOUNT

68,345

117%

58,179

ENROLLMENT

162,710

122%

133,751

SECTION COUNT

10,073

101%

9,959

ENROLLMENT DIVIDED BY SECTION

16.2

120%

13.4

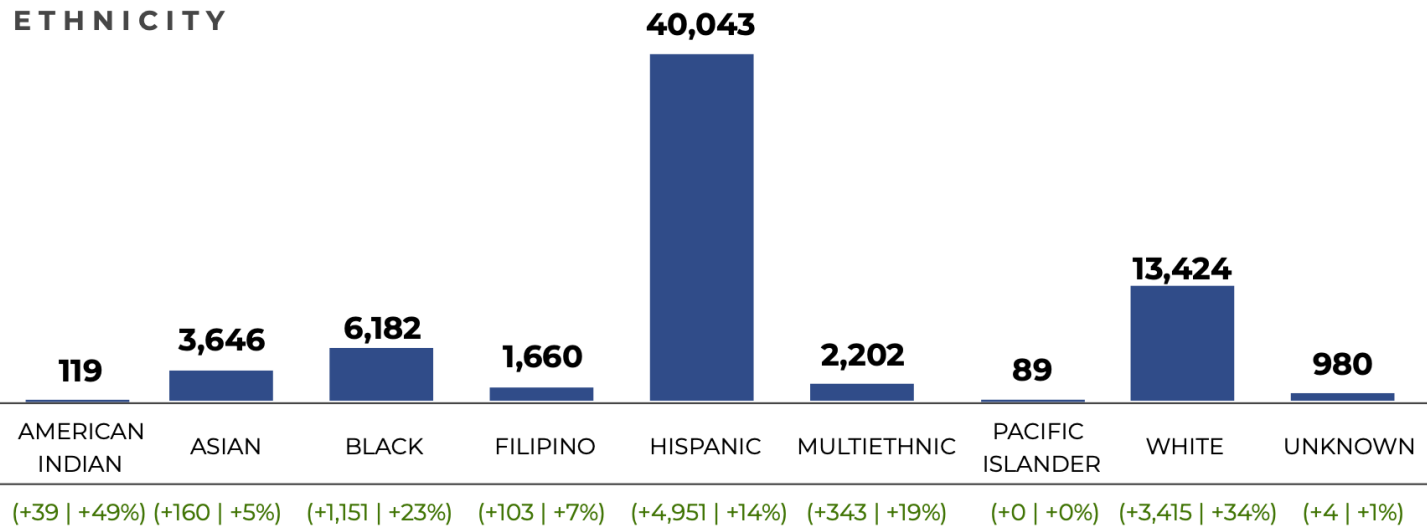
GENDER

	<u>Fall 2023</u>	<u>Change from 2022</u>
FEMALE	38,410	↑ +3,922 +11%
MALE	28,500	↑ +5,590 +24%
NON-BINARY	619	↑ +287 N/A
UNKNOWN	816	↑ +367 N/A

AGE

	<u>Fall 2023</u>	<u>Change from 2022</u>
UNDER 20	18,263	↑ +3,689 +25%
20 - 24	17,820	↑ +2,108 +13%
25 - 34	17,018	↑ +1,126 +7%
35 - 54	11,757	↑ +2,215 +23%
55 & OVER	3,487	↑ +1,028 +42%

Fall 2023 Enrollment



CLASS MODALITY & FILL RATE

CLASS MODALITY:	46% Remote	7% Hybrid	47% In-Person
FILL RATE:	53%	46%	43%

SOURCE: LACCD Office of Institutional Effectiveness



Thank You!