



Los Angeles Community College District

Chancellor's Monthly Report

February 1, 2023

Francisco C. Rodriguez, Ph.D.

Chancellor, Los Angeles Community College District



District Updates



- Chancellor's Monthly Newsletter
- Winter and Spring Enrollments
- 2023 State Legislative and State Budget Priorities
- Philanthropy Summit – Save the Date
- Presentations:
 - Collective Bargaining Process
 - Accreditation 2023



LOS ANGELES COMMUNITY COLLEGE DISTRICT
CITY / EAST / HARBOR / MISSION / PIERCE / SOUTHWEST / TRADE-TECHNICAL / VALLEY / WEST

Chancellor's

MONTHLY REPORT
FEBRUARY 2023



Los Angeles Community College District

Celebrates

BLACK HISTORY MONTH

Enrollment Update



LACCD Enrollment Update

SPRING 2023 TO SPRING 2022 COMPARISONS

DAY -6 - RELATIVE TO THE BEGINNING OF INSTRUCTION

Relative Day Comparisons for Day -6, comparing Spring 2023 (Tuesday, January 31, 2023) to Spring 2022 (Tuesday, February 1, 2022). Data source: LACCD PS Student Information System.

HEADCOUNT

86,336

108%

80,096

ENROLLMENT

192,019

112%

171,435

SECTION
COUNT

9,539

100%

9,494

ENROLLMENT
DIVIDED BY SECTION

20.1

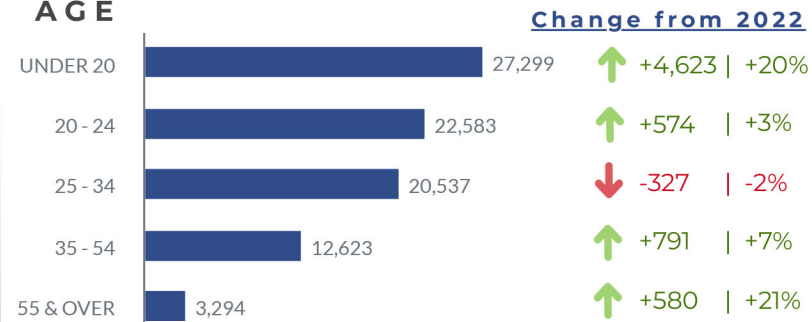
111%

18.1

GENDER

	<u>Spring 2023</u>	<u>Change from 2022</u>
FEMALE	49,220	↑ +1,603 +3%
MALE	35,467	↑ +3,834 +12%
NON-BINARY	633	↑ +317 N/A
UNKNOWN	1,016	↑ +486 N/A

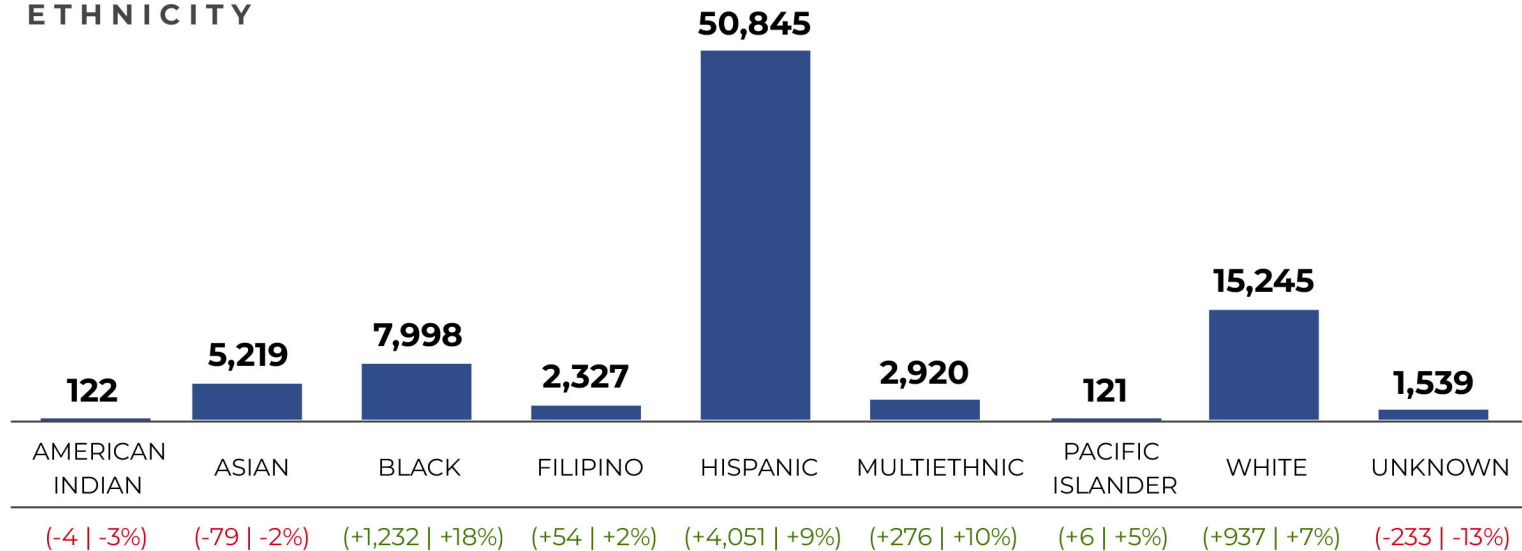
AGE



Enrollment Update



ETHNICITY



CLASS MODALITY & FILL RATE

CLASS MODALITY:	49% Remote	7% Hybrid	44% In-Person
FILL RATE:	65%	58%	54%

SOURCE: LACCD Office of Institutional Effectiveness

Enrollment Update



LACCD Enrollment Update

WINTER 2023 TO WINTER 2022 COMPARISONS

DAY 13 - RELATIVE TO THE BEGINNING OF INSTRUCTION

Relative Day Comparisons for Day 13, comparing Winter 2023 (Monday, January 16, 2023) to Winter 2022 (Monday, January 17, 2022). Data source: LACCD PS Student Information System.

HEADCOUNT

33,000

108%

30,456

ENROLLMENT

41,271

110%

37,643

SECTION
COUNT

1,552

102%

1,527

ENROLLMENT
DIVIDED BY SECTION

26.6

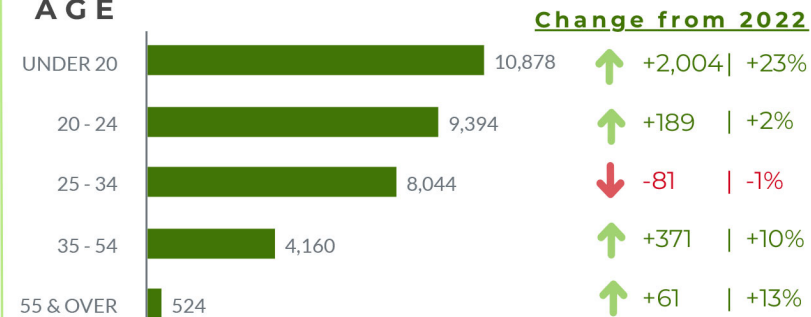
108%

24.7

GENDER

	<u>Winter 2023</u>	<u>Change from 2022</u>
FEMALE	19,658	↑ +1,027 +6%
MALE	12,763	↑ +1,289 +11%
NON-BINARY	210	↑ +89 N/A
UNKNOWN	369	↑ +139 N/A

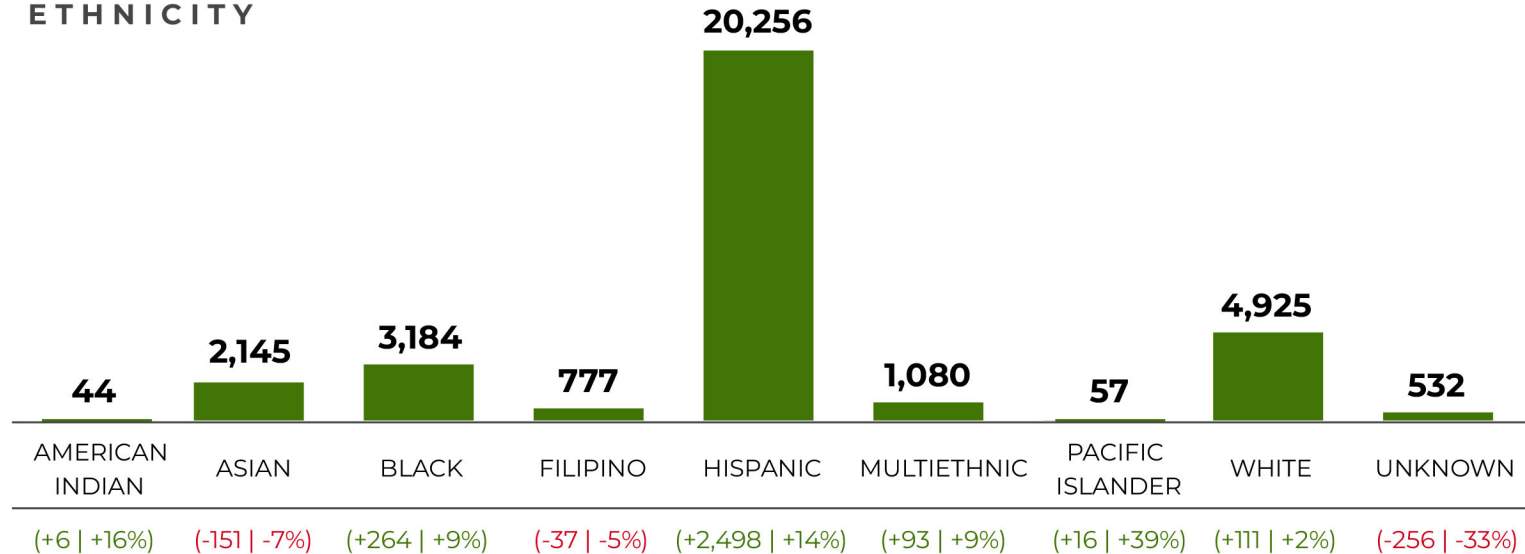
AGE



Enrollment Update



ETHNICITY



CLASS MODALITY & FILL RATE



SOURCE: LACCD Office of Institutional Effectiveness

2023 State Legislative and State Budget Priorities



State Policy Proposals

- Ethnic Studies Area F Implementation
- Native Language Education
- External Entity Use of Community College Facilities
- LACCD Small Business and Entrepreneurship Center



State Budget Proposals

- Address Student-Centered Funding Formula and the Hold Harmless
- Basic Needs Funding
- LGBTQ+ Support Ongoing Funding
- Los Angeles Community College District (LACCD) Small Business and Entrepreneurship Center (Center)

Philanthropy Summit – Save the Date



Thursday, April 27, 2023

9:30 a.m. – 2:00 p.m.

LA City College

- A day of learning, collaboration, and celebration.
- Staff and volunteer boards of the 11 auxiliary foundations at LACCD, college and district leadership and key stakeholders.
- Topics include governance, financial management and bolstering philanthropic efforts to support student basic needs.

Collective Bargaining Process



Our Labor Partners

Union	AFT Local 1521	AFT Local 1521A	Teamsters	SEIU Local 721	SEIU Local 99	Building & Trades
Number of Employees	4361	1280	96	188	392	112
Classifications Represented	FT and PT Faculty Counselors Librarians Instructors Nurses Coaches Athletic Directors	Accountants Clerical Assistants Athletic Trainers Auditors Instructional Assistants	Dean Assistant Dean Associate Dean	Supervisors Coordinators Administrative Analysts Information Security Analysts College Store Managers Financial Aid Managers Public Info Officers	Custodians Gardeners Groundskeepers P.E. Assistants Maintenance Assistants	Carpenters Electricians Locksmiths Painters Performing Arts Technicians Plumbers

All six (6) Labor Agreements Expire on June 30, 2023



THANK YOU