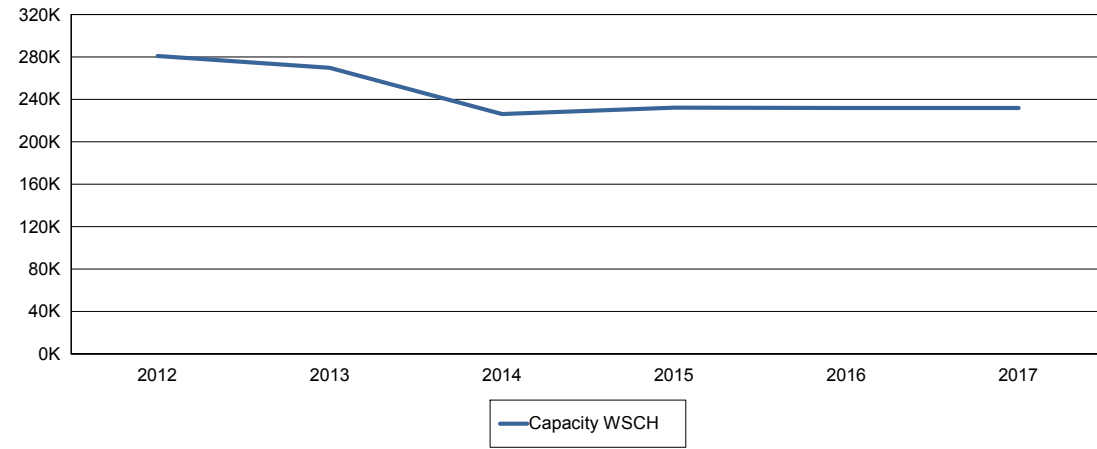
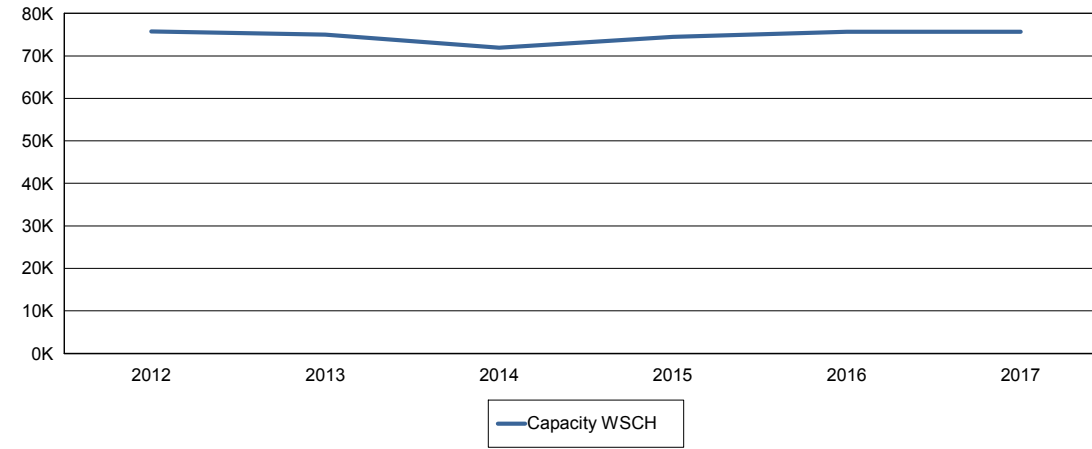




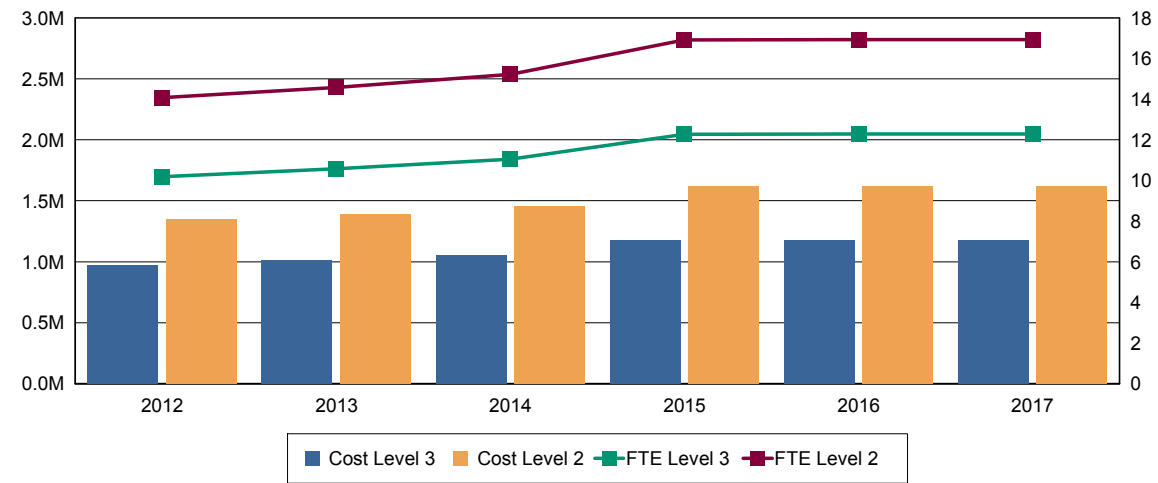
Lecture/Classroom WSCH



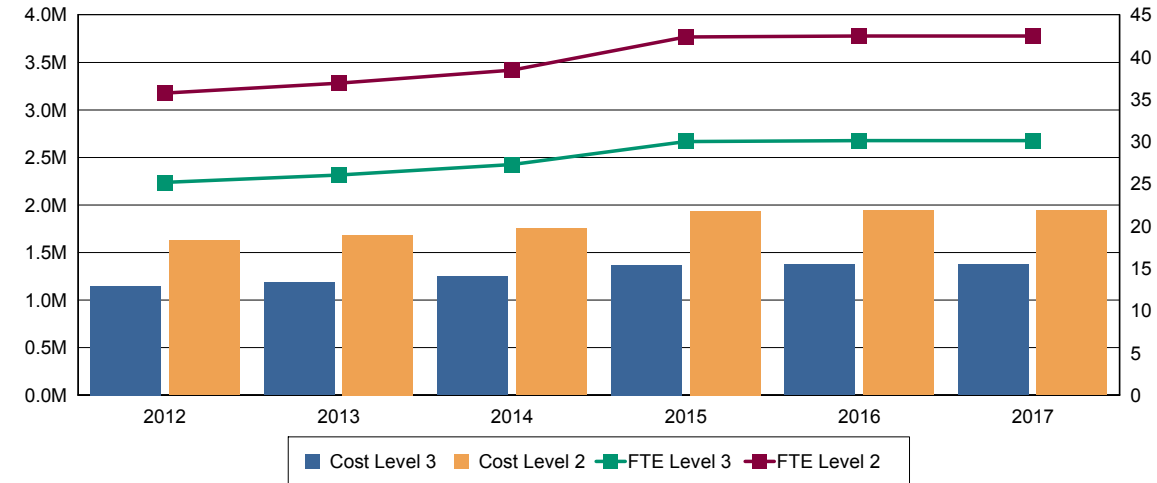
Laboratory WSCH



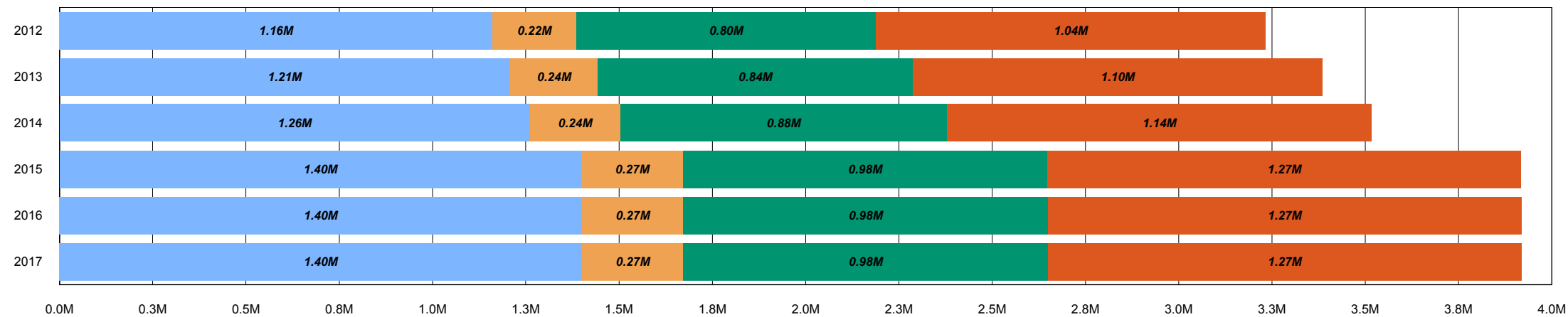
Maintenance FTE and Cost



Custodial FTE and Cost



Electrical, Natural Gas and Supplies/Equipment and Other Cost





College Summary

		Building Capacity									
Space Type		Baseline Database	FY 2012	FY 2013	FY 2014	FY 2015	FY 2016	FY 2017	FY 2017 >	TBD	Total
Classroom (100s)	ASF	120,432	120,432	115,775	97,044	99,574	99,509	99,509	99,509	0	99,509
	Capacity WSCH	280,728	280,728	269,872	226,209	232,107	231,955	231,955	231,955	0	231,955
Laboratory (200s)	ASF	158,672	158,672	156,993	156,406	158,632	160,940	160,940	160,940	0	160,940
	Capacity WSCH	75,712	75,712	74,961	71,886	74,473	75,672	75,672	75,672	0	75,672
Office (300s)	ASF	120,193	120,193	121,823	108,911	123,757	122,479	122,479	122,479	0	122,479
	Capacity FTE	754	754	765	685	776	768	768	768	0	768
Library (400s)	ASF	42,738	42,738	44,509	43,369	45,798	45,798	45,798	45,798	0	45,798
AV Radio TV (530-535)	ASF	2,583	2,583	2,583	2,583	2,980	2,980	2,980	2,980	0	2,980
Athletics/PE (520-525)	ASF	26,575	26,575	46,456	37,122	37,122	37,122	37,122	37,122	0	37,122
Assembly (610-625)	ASF	25,564	25,564	61,088	61,088	77,438	77,438	77,438	77,438	0	77,438
Inactive Area (050-070)	ASF	0	0	0	0	0	0	0	0	0	0
All Other ASF	ASF	98,767	98,767	96,922	81,455	59,741	59,491	59,491	59,491	0	59,491
Other Spaces(IT, ME, etc)	GSF	0	0	0	0	0	0	0	0	0	0
Public Areas	GSF	388,194	388,194	413,864	381,029	402,355	401,640	401,640	401,640	0	401,640

Building Capacity										
<i>Capacity ASF, GSF and WSCH calculated from buildings currently on campus whether on/off line and/or utilize.</i>										
	FY 2012	FY 2013	FY 2014	FY 2015	FY 2016	FY 2017	FY 2017 >	TBD	Total	
ASF	595,524	646,149	587,978	605,042	605,042	605,757	605,757	0	605,757	
GSF	983,718	1,060,013	969,007	1,007,397	1,007,397	1,007,397	1,007,397	0	1,007,397	
WSCH	356,440	344,833	298,095	306,580	307,627	307,627	307,627	0	307,627	
FTE	754	765	685	776	768	768	768	0	768	

M&O										
<i>M&O ASF and GSF calculated from buildings currently on line and/or utilize.</i>										
	FY 2012	FY 2013	FY 2014	FY 2015	FY 2016	FY 2017	FY 2017 >	TBD	Total	
ASF	505,653	530,905	547,277	605,042	605,757	605,757	605,757	0	605,757	
GSF	828,460	870,641	902,649	1,007,397	1,007,397	1,007,397	1,007,397	0	1,007,397	



Project Name / Fusion Building Name		Baseline Database	FY 2012 7/11 ~ 6/12	FY 2013 7/12 ~ 6/13	FY 2014 7/13 ~ 6/14	FY 2015 7/14 ~ 6/15	FY 2016 7/15 ~ 6/16	FY 2017 7/16 ~ 6/17	FY 2017 >	TBD	Project Total SF		
Bond Projects													
01C-106	Cesar Chavez - Admin Building Modernization (2016-05) Scope: Modernization; Budget: \$22.5M	ASF	50,878	50,878	50,878	50,878	50,878	51,593	51,593	51,593	0	51,593	
		GSF	85,538	85,538	85,538	85,538	85,538	85,538	85,538	85,538	85,538	0	85,538
		WSCH	19,978	19,978	19,978	19,978	19,978	19,978	21,025	21,025	21,025	0	21,025
		M&O ASF	50,878	50,878	50,878	50,878	50,878	50,878	51,593	51,593	51,593	0	51,593
		M&O GSF	85,538	85,538	85,538	85,538	85,538	85,538	85,538	85,538	85,538	0	85,538
01C-106	Cesar Chavez - Admin Building Modernization	ASF	0	0	0	0	0	51,593	51,593	51,593	0		
		GSF	0	0	0	0	0	85,538	85,538	85,538	0		
LACC-001	ADMINISTRATION (WSCH 19,978)	ASF	50,878	50,878	50,878	50,878	50,878	0	0	0	0	0	
		GSF	85,538	85,538	85,538	85,538	85,538	0	0	0	0	0	
		M&O ASF	50,878	50,878	50,878	50,878	50,878	0	0	0	0	0	
		M&O GSF	85,538	85,538	85,538	85,538	85,538	0	0	0	0	0	
01C-107	Clausen Hall Modernization (2012-08) Scope: Modernization; Budget: \$19.9M	ASF	34,286	34,286	32,824	32,824	32,824	32,824	32,824	32,824	0	32,824	
		GSF	62,108	62,108	60,646	60,646	60,646	60,646	60,646	60,646	60,646	0	60,646
		WSCH	10,881	10,881	14,749	14,749	14,749	14,749	14,749	14,749	14,749	0	14,749
		M&O ASF	0	0	32,824	32,824	32,824	32,824	32,824	32,824	32,824	0	32,824
		M&O GSF	0	0	60,646	60,646	60,646	60,646	60,646	60,646	60,646	0	60,646
01C-107	Clausen Hall Modernization	ASF	0	0	32,824	32,824	32,824	32,824	32,824	32,824	0		
		GSF	0	0	60,646	60,646	60,646	60,646	60,646	60,646	0		
LACC-013	CLAUSEN HALL (Off Line/ ASF 34,286/ GSF 62,108/ WSCH 0)	ASF	34,286	34,286	0	0	0	0	0	0	0	0	
		GSF	62,108	62,108	0	0	0	0	0	0	0	0	
		M&O ASF	0	0	0	0	0	0	0	0	0	0	
		M&O GSF	0	0	0	0	0	0	0	0	0	0	



Project Name / Fusion Building Name		Baseline Database	FY 2012 7/11 ~ 6/12	FY 2013 7/12 ~ 6/13	FY 2014 7/13 ~ 6/14	FY 2015 7/14 ~ 6/15	FY 2016 7/15 ~ 6/16	FY 2017 7/16 ~ 6/17	FY 2017 >	TBD	Project Total SF		
Bond Projects(Continued)													
01C-108	Da Vinci Hall Modernization (2014-01) Scope: Modernization; Budget: \$19.2M	ASF	37,367	37,367	37,367	36,956	36,956	36,956	36,956	36,956	0	36,956	
		GSF	63,235	63,235	63,235	63,234	63,234	63,234	63,234	63,234	63,234	0	63,234
		WSCH	26,610	26,610	26,610	21,024	21,024	21,024	21,024	21,024	21,024	0	21,024
		M&O ASF	37,367	37,367	0	36,956	36,956	36,956	36,956	36,956	36,956	0	36,956
		M&O GSF	63,235	63,235	0	63,234	63,234	63,234	63,234	63,234	63,234	0	63,234
01C-108	Da Vinci Hall Modernization	ASF	0	0	0	36,956	36,956	36,956	36,956	36,956	0		
		GSF	0	0	0	63,234	63,234	63,234	63,234	63,234	0		
LACC-003	DA VINCI HALL (WSCH 26,610)	ASF	37,367	37,367	37,367	0	0	0	0	0	0	0	
		GSF	63,235	63,235	63,235	0	0	0	0	0	0	0	
		M&O ASF	37,367	37,367	0	0	0	0	0	0	0	0	
		M&O GSF	63,235	63,235	0	0	0	0	0	0	0	0	
01C-110	Holmes Hall Modernization (2013-08) Scope: Modernization; Budget: \$8.2M	ASF	18,248	18,248	18,248	18,520	18,520	18,520	18,520	18,520	0	18,520	
		GSF	30,656	30,656	30,656	30,656	30,656	30,656	30,656	30,656	30,656	0	30,656
		WSCH	26,290	26,290	26,290	22,881	22,881	22,881	22,881	22,881	22,881	0	22,881
		M&O ASF	0	0	0	18,520	18,520	18,520	18,520	18,520	18,520	0	18,520
		M&O GSF	0	0	0	30,656	30,656	30,656	30,656	30,656	30,656	0	30,656
01C-110	Holmes Hall Modernization	ASF	0	0	0	18,520	18,520	18,520	18,520	18,520	0		
		GSF	0	0	0	30,656	30,656	30,656	30,656	30,656	0		
LACC-009	HOLMES HALL (Off Line/ ASF 18,248/ GSF 30,656/ WSCH 0)	ASF	18,248	18,248	18,248	0	0	0	0	0	0	0	
		GSF	30,656	30,656	30,656	0	0	0	0	0	0	0	
		M&O ASF	0	0	0	0	0	0	0	0	0	0	
		M&O GSF	0	0	0	0	0	0	0	0	0	0	
01C-115	Health, Fitness, PE Building (2013-01) Scope: New Building; Budget: \$24.3M	ASF	0	0	24,879	24,879	24,879	24,879	24,879	24,879	0	24,879	
		GSF	0	0	43,494	43,494	43,494	43,494	43,494	43,494	43,494	0	43,494
		WSCH	0	0	5,575	5,575	5,575	5,575	5,575	5,575	5,575	0	5,575
		M&O ASF	0	0	24,879	24,879	24,879	24,879	24,879	24,879	24,879	0	24,879
		M&O GSF	0	0	43,494	43,494	43,494	43,494	43,494	43,494	43,494	0	43,494
01C-115	Health, Fitness, PE Building	ASF	0	0	24,879	24,879	24,879	24,879	24,879	24,879	0		
		GSF	0	0	43,494	43,494	43,494	43,494	43,494	43,494	0		



Project Name / Fusion Building Name		Baseline Database	FY 2012 7/11 ~ 6/12	FY 2013 7/12 ~ 6/13	FY 2014 7/13 ~ 6/14	FY 2015 7/14 ~ 6/15	FY 2016 7/15 ~ 6/16	FY 2017 7/16 ~ 6/17	FY 2017 >	TBD	Project Total SF	
Bond Projects(Continued)												
01C-120	Athletic Field (2012-11) Scope: Athletic Complex/Field; Budget: \$4.1M	ASF	0	0	1,100	1,100	1,100	1,100	1,100	1,100	0	1,100
		GSF	0	0	1,100	1,100	1,100	1,100	1,100	1,100	0	1,100
		WSCH	0	0	0	0	0	0	0	0	0	0
		M&O ASF	0	0	1,100	1,100	1,100	1,100	1,100	1,100	0	1,100
		M&O GSF	0	0	1,100	1,100	1,100	1,100	1,100	1,100	0	1,100
01C-120	Athletic Field	ASF	0	0	1,100	1,100	1,100	1,100	1,100	1,100	0	
		GSF	0	0	1,100	1,100	1,100	1,100	1,100	1,100	0	
01C-134	Student Services Center (2014-08) Scope: New Building; Budget: \$36.3M	ASF	52,282	52,282	52,282	52,282	37,975	37,975	37,975	37,975	0	37,975
		GSF	81,646	81,646	81,646	81,646	73,000	73,000	73,000	73,000	0	73,000
		WSCH	6,509	6,509	6,509	6,509	1,536	1,536	1,536	1,536	0	1,536
		M&O ASF	14,945	14,945	14,945	14,945	37,975	37,975	37,975	37,975	0	37,975
		M&O GSF	19,152	19,152	19,152	19,152	73,000	73,000	73,000	73,000	0	73,000
01C-134	Student Services Center	ASF	0	0	0	0	37,975	37,975	37,975	37,975	0	
		GSF	0	0	0	0	73,000	73,000	73,000	73,000	0	
LACC-011	LIBRARY (Off Line/ ASF 37,337/ GSF 62,494/ WSCH 0) <i>(Slated to be Demolished)</i>	ASF	37,337	37,337	37,337	37,337	0	0	0	0	0	0
		GSF	62,494	62,494	62,494	62,494	0	0	0	0	0	0
		M&O ASF	0	0	0	0	0	0	0	0	0	0
		M&O GSF	0	0	0	0	0	0	0	0	0	0
TEMP-001	Temp Village <i>(Slated to be Demolished)</i>	ASF	14,945	14,945	14,945	14,945	0	0	0	0	0	0
		GSF	19,152	19,152	19,152	19,152	0	0	0	0	0	0
		M&O ASF	14,945	14,945	14,945	14,945	0	0	0	0	0	0
		M&O GSF	19,152	19,152	19,152	19,152	0	0	0	0	0	0
01C-145	Green Technology Student Union Building (2012-08) Scope: New Building; Budget: \$41.0M	ASF	0	0	45,754	45,754	45,754	45,754	45,754	45,754	0	45,754
		GSF	0	0	64,000	64,000	64,000	64,000	64,000	64,000	0	64,000
		WSCH	0	0	452	452	452	452	452	452	0	452
		M&O ASF	0	0	45,754	45,754	45,754	45,754	45,754	45,754	0	45,754
		M&O GSF	0	0	64,000	64,000	64,000	64,000	64,000	64,000	0	64,000
01C-145	Green Technology Student Union Building	ASF	0	0	45,754	45,754	45,754	45,754	45,754	45,754	0	
		GSF	0	0	64,000	64,000	64,000	64,000	64,000	64,000	0	



Project Name / Fusion Building Name		Baseline Database	FY 2012 7/11 ~ 6/12	FY 2013 7/12 ~ 6/13	FY 2014 7/13 ~ 6/14	FY 2015 7/14 ~ 6/15	FY 2016 7/15 ~ 6/16	FY 2017 7/16 ~ 6/17	FY 2017 >	TBD	Project Total SF	
Bond Projects(Continued)												
01C-146	Physical Plant (M&O Building) (2014-12) Scope: New Building; Budget: \$8.3M	ASF	3,364	3,364	3,364	3,364	10,400	10,400	10,400	10,400	0	10,400
		GSF	3,864	3,864	3,864	3,864	11,600	11,600	11,600	11,600	0	11,600
		WSCH	0	0	0	0	0	0	0	0	0	0
		M&O ASF	3,364	3,364	3,364	0	10,400	10,400	10,400	10,400	0	10,400
		M&O GSF	3,864	3,864	3,864	0	11,600	11,600	11,600	11,600	0	11,600
01C-146	Physical Plant (M&O Building)	ASF	0	0	0	0	10,400	10,400	10,400	10,400	0	
		GSF	0	0	0	0	11,600	11,600	11,600	11,600	0	
LACC-021	PLUMBER SHOP (WSCH 0) <i>(Slated to be Demolished)</i>	ASF	817	817	817	817	0	0	0	0	0	0
		GSF	864	864	864	864	0	0	0	0	0	0
		M&O ASF	817	817	817	0	0	0	0	0	0	0
		M&O GSF	864	864	864	0	0	0	0	0	0	0
LACC-047	CARPENTER SHOP (WSCH 0) <i>(Slated to be Demolished)</i>	ASF	2,547	2,547	2,547	2,547	0	0	0	0	0	0
		GSF	3,000	3,000	3,000	3,000	0	0	0	0	0	0
		M&O ASF	2,547	2,547	2,547	0	0	0	0	0	0	0
		M&O GSF	3,000	3,000	3,000	0	0	0	0	0	0	0



Project Name / Fusion Building Name		Baseline Database	FY 2012 7/11 ~ 6/12	FY 2013 7/12 ~ 6/13	FY 2014 7/13 ~ 6/14	FY 2015 7/14 ~ 6/15	FY 2016 7/15 ~ 6/16	FY 2017 7/16 ~ 6/17	FY 2017 >	TBD	Project Total SF	
Bond Projects(Continued)												
01C-147	Learning Support Center (2015-01) Scope: New Building; Budget: \$25.5M	ASF	60,082	60,082	60,082	0	24,335	24,335	24,335	24,335	0	24,335
		GSF	91,005	91,005	91,005	0	39,300	39,300	39,300	39,300	0	39,300
		WSCH	43,978	43,978	43,978	0	13,458	13,458	13,458	13,458	0	13,458
		M&O ASF	60,082	60,082	60,082	0	24,335	24,335	24,335	24,335	0	24,335
		M&O GSF	91,005	91,005	91,005	0	39,300	39,300	39,300	39,300	0	39,300
01C-138	Student Lounge	ASF	0	0	0	0	0	0	0	0	0	
		GSF	0	0	0	0	0	0	0	0	0	
01C-147	Learning Support Center	ASF	0	0	0	0	24,335	24,335	24,335	24,335	0	
		GSF	0	0	0	0	39,300	39,300	39,300	39,300	0	
LACC-002	CHEMISTRY (WSCH 25,472) <i>(Slated to be Demolished)</i>	ASF	23,174	23,174	23,174	0	0	0	0	0	0	
		GSF	37,137	37,137	37,137	0	0	0	0	0	0	
		M&O ASF	23,174	23,174	23,174	0	0	0	0	0	0	
		M&O GSF	37,137	37,137	37,137	0	0	0	0	0	0	
LACC-012	LIFE SCIENCES BLDG (WSCH 16,496) <i>(Slated to be Demolished)</i>	ASF	13,212	13,212	13,212	0	0	0	0	0	0	
		GSF	22,540	22,540	22,540	0	0	0	0	0	0	
		M&O ASF	13,212	13,212	13,212	0	0	0	0	0	0	
		M&O GSF	22,540	22,540	22,540	0	0	0	0	0	0	
LACC-016	CAFETERIA (WSCH 810) <i>(Slated to be Demolished)</i>	ASF	15,631	15,631	15,631	0	0	0	0	0	0	Demo
		GSF	18,928	18,928	18,928	0	0	0	0	0	0	
		M&O ASF	15,631	15,631	15,631	0	0	0	0	0	0	
		M&O GSF	18,928	18,928	18,928	0	0	0	0	0	0	
LACC-088	GYM-MENS (WSCH 1,200) <i>(Slated to be Demolished)</i>	ASF	8,065	8,065	8,065	0	0	0	0	0	0	
		GSF	12,400	12,400	12,400	0	0	0	0	0	0	
		M&O ASF	8,065	8,065	8,065	0	0	0	0	0	0	
		M&O GSF	12,400	12,400	12,400	0	0	0	0	0	0	



Project Name / Fusion Building Name		Baseline Database	FY 2012 7/11 ~ 6/12	FY 2013 7/12 ~ 6/13	FY 2014 7/13 ~ 6/14	FY 2015 7/14 ~ 6/15	FY 2016 7/15 ~ 6/16	FY 2017 7/16 ~ 6/17	FY 2017 >	TBD	Project Total SF		
Bond Projects(Continued)													
01C-148	South Gym Modernization (2014-01) Scope: Modernization; Budget: \$11.3M	ASF	23,101	23,101	22,292	24,342	24,342	24,342	24,342	24,342	0	24,342	
		GSF	33,844	33,844	32,987	32,987	32,987	32,987	32,987	32,987	32,987	0	32,987
		WSCH	1,142	1,142	1,142	7,377	7,377	7,377	7,377	7,377	7,377	0	7,377
		M&O ASF	23,101	23,101	0	24,342	24,342	24,342	24,342	24,342	24,342	0	24,342
		M&O GSF	33,844	33,844	0	32,987	32,987	32,987	32,987	32,987	32,987	0	32,987
01C-148	South Gym Modernization	ASF	0	0	0	24,342	24,342	24,342	24,342	24,342	0		
		GSF	0	0	0	32,987	32,987	32,987	32,987	32,987	0		
LACC-008	GYM-WOMEN (WSCH 1,142)	ASF	22,292	22,292	22,292	0	0	0	0	0	0	Modernization	
		GSF	32,987	32,987	32,987	0	0	0	0	0	0		
		M&O ASF	22,292	22,292	0	0	0	0	0	0	0	0	
		M&O GSF	32,987	32,987	0	0	0	0	0	0	0	0	
LACC-020	BUNGALOW Z-1 (WSCH 0) <i>(Slated to be Demolished)</i>	ASF	809	809	0	0	0	0	0	0	0	Demo	
		GSF	857	857	0	0	0	0	0	0	0		
		M&O ASF	809	809	0	0	0	0	0	0	0	0	
		M&O GSF	857	857	0	0	0	0	0	0	0	0	
01C-149	Demolition of Men's Gym, Pool, Maint & Misc Bungalows (2014-06) Scope: New Building; Budget: \$0.4M <i>(Moratorium)</i>	ASF	0	0	0	0	0	0	0	0	0	0	
		GSF	0	0	0	0	0	0	0	0	0	0	
		WSCH	0	0	0	0	0	0	0	0	0	0	
		M&O ASF	0	0	0	0	0	0	0	0	0	0	
		M&O GSF	0	0	0	0	0	0	0	0	0	0	
01C-149	Demolition of Men's Gym, Pool, Maint & Misc Bungalows	ASF	0	0	0	0	0	0	0	0	0		
		GSF	0	0	0	0	0	0	0	0	0		
01C-152	Tennis Courts (2014-12) Scope: Athletic Complex/Field; Budget: \$0.6M	ASF	0	0	0	0	0	0	0	0	0	0	
		GSF	0	0	0	0	0	0	0	0	0	0	
		WSCH	0	0	0	0	0	0	0	0	0	0	
		M&O ASF	0	0	0	0	0	0	0	0	0	0	
		M&O GSF	0	0	0	0	0	0	0	0	0	0	
01C-152	Tennis Courts	ASF	0	0	0	0	0	0	0	0	0		
		GSF	0	0	0	0	0	0	0	0	0		



Project Name / Fusion Building Name	Baseline Database	FY 2012 7/11 ~ 6/12	FY 2013 7/12 ~ 6/13	FY 2014 7/13 ~ 6/14	FY 2015 7/14 ~ 6/15	FY 2016 7/15 ~ 6/16	FY 2017 7/16 ~ 6/17	FY 2017 >	TBD	Project Total SF
Bond Projects(Continued)										
01C-173.02 RWGPL - Landscaping/Hardscape Improvements (2016-05) <i>Scope: Landscape; Budget: \$20.0M (Moratorium)</i>	ASF	0	0	0	0	0	0	0	0	0
	GSF	0	0	0	0	0	0	0	0	0
	WSCH	0	0	0	0	0	0	0	0	0
	M&O ASF	0	0	0	0	0	0	0	0	0
	M&O GSF	0	0	0	0	0	0	0	0	0
<i>01C-173.02 RWGPL - Landscaping/Hardscape Improvements</i>		ASF	0	0	0	0	0	0	0	0
		GSF	0	0	0	0	0	0	0	0
01C-173.03 RWGPL - Red Line Pedestrian Corridor (2013-09) <i>Scope: Modernization; Budget: \$6.5M</i>	ASF	0	0	0	0	0	0	0	0	0
	GSF	0	0	0	0	0	0	0	0	0
	WSCH	0	0	0	0	0	0	0	0	0
	M&O ASF	0	0	0	0	0	0	0	0	0
	M&O GSF	0	0	0	0	0	0	0	0	0
<i>01C-173.03 RWGPL - Red Line Pedestrian Corridor</i>		ASF	0	0	0	0	0	0	0	0
		GSF	0	0	0	0	0	0	0	0
01C-173.06 RWGPL - Central Plant Phase II (2014-08) <i>Scope: Infrastructure; Budget: \$4.1M</i>	ASF	0	0	0	0	0	0	0	0	0
	GSF	0	0	0	0	0	0	0	0	0
	WSCH	0	0	0	0	0	0	0	0	0
	M&O ASF	0	0	0	0	0	0	0	0	0
	M&O GSF	0	0	0	0	0	0	0	0	0
<i>01C-173.06 RWGPL - Central Plant Phase II</i>		ASF	0	0	0	0	0	0	0	0
		GSF	0	0	0	0	0	0	0	0
01C-173.09 RWGPL - Street Improvements (2014-12) <i>Scope: Modernization; Budget: \$1.7M</i>	ASF	0	0	0	0	0	0	0	0	0
	GSF	0	0	0	0	0	0	0	0	0
	WSCH	0	0	0	0	0	0	0	0	0
	M&O ASF	0	0	0	0	0	0	0	0	0
	M&O GSF	0	0	0	0	0	0	0	0	0
<i>01C-173.09 RWGPL - Street Improvements</i>		ASF	0	0	0	0	0	0	0	0
		GSF	0	0	0	0	0	0	0	0



Project Name / Fusion Building Name		Baseline Database	FY 2012 7/11 ~ 6/12	FY 2013 7/12 ~ 6/13	FY 2014 7/13 ~ 6/14	FY 2015 7/14 ~ 6/15	FY 2016 7/15 ~ 6/16	FY 2017 7/16 ~ 6/17	FY 2017 >	TBD	Project Total SF
Bond Projects(Continued)											
01C-179	Campus-Wide Improvements (2013-12) Scope: Modernization; Budget: \$6.5M	ASF	0	0	0	0	0	0	0	0	0
		GSF	0	0	0	0	0	0	0	0	0
		WSCH	0	0	0	0	0	0	0	0	0
		M&O ASF	0	0	0	0	0	0	0	0	0
		M&O GSF	0	0	0	0	0	0	0	0	0
01C-179	Campus-Wide Improvements	ASF	0	0	0	0	0	0	0	0	0
		GSF	0	0	0	0	0	0	0	0	0



Project Name / Fusion Building Name		Baseline Database	FY 2012 7/11 ~ 6/12	FY 2013 7/12 ~ 6/13	FY 2014 7/13 ~ 6/14	FY 2015 7/14 ~ 6/15	FY 2016 7/15 ~ 6/16	FY 2017 7/16 ~ 6/17	FY 2017 >	TBD	Project Total SF		
Completed Bond Projects And Non-Bond Buildings													
01C-101	Science and Technology Building (2009-09) Scope: New Building; Budget: \$43.0M	ASF	52,231	52,231	52,231	52,231	52,231	52,231	52,231	0	52,231		
		GSF	85,195	85,195	85,195	85,195	85,195	85,195	85,195	85,195	0	85,195	
		WSCH	31,318	31,318	31,318	31,318	31,318	31,318	31,318	31,318	0	31,318	
		M&O ASF	52,231	52,231	52,231	52,231	52,231	52,231	52,231	52,231	0	52,231	
		M&O GSF	85,195	85,195	85,195	85,195	85,195	85,195	85,195	85,195	0	85,195	
01C-101	Science and Technology Building	ASF	0	0	0	0	0	0	0	0			
		GSF	0	0	0	0	0	0	0	0			
LACC-092	SCIENCE & TECHNOLOGY (WSCH 31,318)	ASF	52,231	52,231	52,231	52,231	52,231	52,231	52,231	52,231	0		
		GSF	85,195	85,195	85,195	85,195	85,195	85,195	85,195	85,195	85,195	0	
		M&O ASF	52,231	52,231	52,231	52,231	52,231	52,231	52,231	52,231	52,231	0	
		M&O GSF	85,195	85,195	85,195	85,195	85,195	85,195	85,195	85,195	85,195	0	
01C-102	Family Life Science (Cancelled) Scope: Modernization; Budget: \$0.1M	ASF	0	0	0	0	0	0	0	0	0	0	
		GSF	0	0	0	0	0	0	0	0	0	0	
		WSCH	0	0	0	0	0	0	0	0	0	0	
		M&O ASF	0	0	0	0	0	0	0	0	0	0	
		M&O GSF	0	0	0	0	0	0	0	0	0	0	
01C-102	Family Life Science	ASF	0	0	0	0	0	0	0	0			
		GSF	0	0	0	0	0	0	0	0			
01C-103	Maintenance Facilities (2008-08) Scope: New Building; Budget: \$0.5M	ASF	0	0	0	0	0	0	0	0	0	0	
		GSF	0	0	0	0	0	0	0	0	0	0	
		WSCH	0	0	0	0	0	0	0	0	0	0	
		M&O ASF	0	0	0	0	0	0	0	0	0	0	
		M&O GSF	0	0	0	0	0	0	0	0	0	0	
01C-103	Maintenance Facilities	ASF	0	0	0	0	0	0	0	0			
		GSF	0	0	0	0	0	0	0	0			



Project Name / Fusion Building Name		Baseline Database	FY 2012 7/11 ~ 6/12	FY 2013 7/12 ~ 6/13	FY 2014 7/13 ~ 6/14	FY 2015 7/14 ~ 6/15	FY 2016 7/15 ~ 6/16	FY 2017 7/16 ~ 6/17	FY 2017 >	TBD	Project Total SF		
Completed Bond Projects And Non-Bond Buildings(Continued)													
01C-109	Franklin Hall Modernization (2010-02) Scope: Modernization; Budget: \$24.5M	ASF	62,058	62,058	62,058	62,058	62,058	62,058	62,058	62,058	0	62,058	
		GSF	102,845	102,845	102,845	102,845	102,845	102,845	102,845	102,845	102,845	0	102,845
		WSCH	94,865	94,865	94,865	94,865	94,865	94,865	94,865	94,865	94,865	0	94,865
		M&O ASF	62,058	62,058	62,058	62,058	62,058	62,058	62,058	62,058	62,058	0	62,058
		M&O GSF	102,845	102,845	102,845	102,845	102,845	102,845	102,845	102,845	102,845	0	102,845
01C-109	Franklin Hall Modernization	ASF	0	0	0	0	0	0	0	0	0	0	
		GSF	0	0	0	0	0	0	0	0	0	0	
LACC-006	FRANKLIN HALL (WSCH 94,865)	ASF	62,058	62,058	62,058	62,058	62,058	62,058	62,058	62,058	62,058	0	
		GSF	102,845	102,845	102,845	102,845	102,845	102,845	102,845	102,845	102,845	0	
		M&O ASF	62,058	62,058	62,058	62,058	62,058	62,058	62,058	62,058	62,058	0	
		M&O GSF	102,845	102,845	102,845	102,845	102,845	102,845	102,845	102,845	102,845	0	
01C-111	Jefferson Hall Modernization (2011-08) Scope: Modernization; Budget: \$10.7M	ASF	29,876	29,876	29,876	29,876	29,876	29,876	29,876	29,876	29,876	0	29,876
		GSF	50,322	50,322	50,322	50,322	50,322	50,322	50,322	50,322	50,322	0	50,322
		WSCH	47,875	47,875	47,875	47,875	47,875	47,875	47,875	47,875	47,875	0	47,875
		M&O ASF	29,876	29,876	29,876	29,876	29,876	29,876	29,876	29,876	29,876	0	29,876
		M&O GSF	50,322	50,322	50,322	50,322	50,322	50,322	50,322	50,322	50,322	0	50,322
01C-111	Jefferson Hall Modernization	ASF	0	0	0	0	0	0	0	0	0	0	
		GSF	0	0	0	0	0	0	0	0	0	0	
LACC-010	JEFFERSON HALL (WSCH 47,875)	ASF	29,876	29,876	29,876	29,876	29,876	29,876	29,876	29,876	29,876	0	
		GSF	50,322	50,322	50,322	50,322	50,322	50,322	50,322	50,322	50,322	0	
		M&O ASF	29,876	29,876	29,876	29,876	29,876	29,876	29,876	29,876	29,876	0	
		M&O GSF	50,322	50,322	50,322	50,322	50,322	50,322	50,322	50,322	50,322	0	
01C-113	*** not used *** (N/A) Scope: Not Used; Budget: M	ASF	0	0	0	0	0	0	0	0	0	0	0
		GSF	0	0	0	0	0	0	0	0	0	0	0
		WSCH	0	0	0	0	0	0	0	0	0	0	0
		M&O ASF	0	0	0	0	0	0	0	0	0	0	0
		M&O GSF	0	0	0	0	0	0	0	0	0	0	0
01C-113	*** not used ***	ASF	0	0	0	0	0	0	0	0	0	0	
		GSF	0	0	0	0	0	0	0	0	0	0	



Project Name / Fusion Building Name	Baseline Database	FY 2012 7/11 ~ 6/12	FY 2013 7/12 ~ 6/13	FY 2014 7/13 ~ 6/14	FY 2015 7/14 ~ 6/15	FY 2016 7/15 ~ 6/16	FY 2017 7/16 ~ 6/17	FY 2017 >	TBD	Project Total SF
Completed Bond Projects And Non-Bond Buildings(Continued)										
01C-116 Parking Structure (2008-08) Scope: Parking; Budget: \$52.1M	ASF	17,005	17,005	17,005	17,005	17,005	17,005	17,005	0	17,005
	GSF	26,160	26,160	26,160	26,160	26,160	26,160	26,160	0	26,160
	WSCH	0	0	0	0	0	0	0	0	0
	M&O ASF	17,005	17,005	17,005	17,005	17,005	17,005	17,005	0	17,005
	M&O GSF	26,160	26,160	26,160	26,160	26,160	26,160	26,160	0	26,160
01C-116 Parking Structure	ASF	0	0	0	0	0	0	0	0	
	GSF	0	0	0	0	0	0	0	0	
LACC-081 PARKING STRUCTURE (WSCH 0)	ASF	17,005	17,005	17,005	17,005	17,005	17,005	17,005	0	Need to review with Bobby K.
	GSF	26,160	26,160	26,160	26,160	26,160	26,160	26,160	0	
	M&O ASF	17,005	17,005	17,005	17,005	17,005	17,005	17,005	0	
	M&O GSF	26,160	26,160	26,160	26,160	26,160	26,160	26,160	0	
01C-117 Student Admissions Center (2006-02) Scope: New Building; Budget: \$1.1M	ASF	0	0	0	0	0	0	0	0	0
	GSF	0	0	0	0	0	0	0	0	0
	WSCH	0	0	0	0	0	0	0	0	0
	M&O ASF	0	0	0	0	0	0	0	0	0
	M&O GSF	0	0	0	0	0	0	0	0	0
01C-117 Student Admissions Center	ASF	0	0	0	0	0	0	0	0	
	GSF	0	0	0	0	0	0	0	0	
01C-119 Parking Structure - Student Admissions Center (Cancelled) Scope: Parking; Budget: \$0.8M	ASF	0	0	0	0	0	0	0	0	0
	GSF	0	0	0	0	0	0	0	0	0
	WSCH	0	0	0	0	0	0	0	0	0
	M&O ASF	0	0	0	0	0	0	0	0	0
	M&O GSF	0	0	0	0	0	0	0	0	0
01C-119 Parking Structure - Student Admissions Center	ASF	0	0	0	0	0	0	0	0	
	GSF	0	0	0	0	0	0	0	0	



Project Name / Fusion Building Name		Baseline Database	FY 2012 7/11 ~ 6/12	FY 2013 7/12 ~ 6/13	FY 2014 7/13 ~ 6/14	FY 2015 7/14 ~ 6/15	FY 2016 7/15 ~ 6/16	FY 2017 7/16 ~ 6/17	FY 2017 >	TBD	Project Total SF		
Completed Bond Projects And Non-Bond Buildings(Continued)													
01C-122	Child Development Center (2008-12) Scope: New Building; Budget: \$15.8M	ASF	17,402	17,402	17,402	17,402	17,402	17,402	17,402	17,402	0	17,402	
		GSF	28,338	28,338	28,338	28,338	28,338	28,338	28,338	28,338	28,338	0	28,338
		WSCH	10,385	10,385	10,385	10,385	10,385	10,385	10,385	10,385	10,385	0	10,385
		M&O ASF	17,402	17,402	17,402	17,402	17,402	17,402	17,402	17,402	17,402	0	17,402
		M&O GSF	28,338	28,338	28,338	28,338	28,338	28,338	28,338	28,338	28,338	0	28,338
01C-122	Child Development Center	ASF	0	0	0	0	0	0	0	0	0		
		GSF	0	0	0	0	0	0	0	0	0		
LACC-093	CHILD DEVELOPMENT CTR A (WSCH 10,385)	ASF	12,220	12,220	12,220	12,220	12,220	12,220	12,220	12,220	12,220	0	
		GSF	22,131	22,131	22,131	22,131	22,131	22,131	22,131	22,131	22,131	0	
		M&O ASF	12,220	12,220	12,220	12,220	12,220	12,220	12,220	12,220	12,220	0	
		M&O GSF	22,131	22,131	22,131	22,131	22,131	22,131	22,131	22,131	22,131	0	
LACC-094	CHILD DEVELOPMENT CTR B (WSCH 0)	ASF	4,336	4,336	4,336	4,336	4,336	4,336	4,336	4,336	4,336	0	
		GSF	5,166	5,166	5,166	5,166	5,166	5,166	5,166	5,166	5,166	0	
		M&O ASF	4,336	4,336	4,336	4,336	4,336	4,336	4,336	4,336	4,336	0	
		M&O GSF	5,166	5,166	5,166	5,166	5,166	5,166	5,166	5,166	5,166	0	
LACC-095	CHILD DEV. MULTIPURPOSE (WSCH 0)	ASF	752	752	752	752	752	752	752	752	752	0	
		GSF	920	920	920	920	920	920	920	920	920	0	
		M&O ASF	752	752	752	752	752	752	752	752	752	0	
		M&O GSF	920	920	920	920	920	920	920	920	920	0	
LACC-096	CHILD DEV. STORAGE (WSCH 0)	ASF	94	94	94	94	94	94	94	94	94	0	
		GSF	121	121	121	121	121	121	121	121	121	0	
		M&O ASF	94	94	94	94	94	94	94	94	94	0	
		M&O GSF	121	121	121	121	121	121	121	121	121	0	



Project Name / Fusion Building Name		Baseline Database	FY 2012 7/11 ~ 6/12	FY 2013 7/12 ~ 6/13	FY 2014 7/13 ~ 6/14	FY 2015 7/14 ~ 6/15	FY 2016 7/15 ~ 6/16	FY 2017 7/16 ~ 6/17	FY 2017 >	TBD	Project Total SF
Completed Bond Projects And Non-Bond Buildings(Continued)											
01C-131	MLK Library - Learning Resource Center (2008-06) Scope: New Building; Budget: \$23.4M	ASF	45,737	45,737	45,737	45,737	45,737	45,737	45,737	0	45,737
		GSF	70,365	70,365	70,365	70,365	70,365	70,365	70,365	0	70,365
		WSCH	3,513	3,513	3,513	3,513	3,513	3,513	3,513	0	3,513
		M&O ASF	45,737	45,737	45,737	45,737	45,737	45,737	45,737	0	45,737
		M&O GSF	70,365	70,365	70,365	70,365	70,365	70,365	70,365	0	70,365
		01C-131 MLK Library - Learning Resource Center		ASF	0	0	0	0	0	0	0
		GSF	0	0	0	0	0	0	0	0	
LACC-090	MLK LIBRARY (WSCH 3,513)	ASF	45,737	45,737	45,737	45,737	45,737	45,737	45,737	0	
		GSF	70,365	70,365	70,365	70,365	70,365	70,365	70,365	0	
		M&O ASF	45,737	45,737	45,737	45,737	45,737	45,737	45,737	0	
		M&O GSF	70,365	70,365	70,365	70,365	70,365	70,365	70,365	0	
01C-132	Cafeteria Building (Cancelled) Scope: Modernization; Budget: \$0.0M	ASF	0	0	0	0	0	0	0	0	0
		GSF	0	0	0	0	0	0	0	0	0
		WSCH	0	0	0	0	0	0	0	0	0
		M&O ASF	0	0	0	0	0	0	0	0	0
		M&O GSF	0	0	0	0	0	0	0	0	0
		01C-132 Cafeteria Building		ASF	0	0	0	0	0	0	0
		GSF	0	0	0	0	0	0	0	0	
01C-133	Theater Building (Cancelled) Scope: Modernization; Budget: \$0.0M	ASF	0	0	0	0	0	0	0	0	0
		GSF	0	0	0	0	0	0	0	0	0
		WSCH	0	0	0	0	0	0	0	0	0
		M&O ASF	0	0	0	0	0	0	0	0	0
		M&O GSF	0	0	0	0	0	0	0	0	0
		01C-133 Theater Building		ASF	0	0	0	0	0	0	0
		GSF	0	0	0	0	0	0	0	0	



Project Name / Fusion Building Name		Baseline Database	FY 2012 7/11 ~ 6/12	FY 2013 7/12 ~ 6/13	FY 2014 7/13 ~ 6/14	FY 2015 7/14 ~ 6/15	FY 2016 7/15 ~ 6/16	FY 2017 7/16 ~ 6/17	FY 2017 >	TBD	Project Total SF		
Completed Bond Projects And Non-Bond Buildings(Continued)													
01C-135	Science and Technology II (Cancelled) Scope: Modernization; Budget: \$0.1M	ASF	0	0	0	0	0	0	0	0	0		
		GSF	0	0	0	0	0	0	0	0	0		
		WSCH	0	0	0	0	0	0	0	0	0		
		M&O ASF	0	0	0	0	0	0	0	0	0		
		M&O GSF	0	0	0	0	0	0	0	0	0		
01C-135 Science and Technology II		ASF	0	0	0	0	0	0	0	0	0		
		GSF	0	0	0	0	0	0	0	0	0		
01C-136	Communications Building (2011-11) Scope: Modernization; Budget: \$0.7M	ASF	31,308	31,308	31,308	31,308	31,308	31,308	31,308	31,308	0	31,308	
		GSF	65,859	65,859	65,859	65,859	65,859	65,859	65,859	65,859	65,859	0	65,859
		WSCH	10,009	10,009	10,009	10,009	10,009	10,009	10,009	10,009	10,009	0	10,009
		M&O ASF	31,308	31,308	31,308	31,308	31,308	31,308	31,308	31,308	31,308	0	31,308
		M&O GSF	65,859	65,859	65,859	65,859	65,859	65,859	65,859	65,859	65,859	0	65,859
01C-136 Communications Building		ASF	0	0	0	0	0	0	0	0	0		
		GSF	0	0	0	0	0	0	0	0	0		
LACC-075	COMMUNICATIONS (WSCH 10,009)	ASF	31,308	31,308	31,308	31,308	31,308	31,308	31,308	31,308	0		
		GSF	65,859	65,859	65,859	65,859	65,859	65,859	65,859	65,859	65,859	0	
		M&O ASF	31,308	31,308	31,308	31,308	31,308	31,308	31,308	31,308	31,308	0	
		M&O GSF	65,859	65,859	65,859	65,859	65,859	65,859	65,859	65,859	65,859	0	



Project Name / Fusion Building Name		Baseline Database	FY 2012 7/11 ~ 6/12	FY 2013 7/12 ~ 6/13	FY 2014 7/13 ~ 6/14	FY 2015 7/14 ~ 6/15	FY 2016 7/15 ~ 6/16	FY 2017 7/16 ~ 6/17	FY 2017 >	TBD	Project Total SF
Completed Bond Projects And Non-Bond Buildings(Continued)											
01C-137	Roofing - Chavez, RadTech, Holmes, Theater (2008-04) Scope: Modernization; Budget: \$0.6M	ASF	29,051	29,051	29,051	29,051	29,051	29,051	29,051	0	29,051
		GSF	54,676	54,676	54,676	54,676	54,676	54,676	54,676	0	54,676
		WSCH	1,585	1,585	1,585	1,585	1,585	1,585	1,585	0	1,585
		M&O ASF	29,051	29,051	29,051	29,051	29,051	29,051	29,051	0	29,051
		M&O GSF	54,676	54,676	54,676	54,676	54,676	54,676	54,676	0	54,676
01C-137	Roofing - Chavez, RadTech, Holmes, Theater	ASF	0	0	0	0	0	0	0	0	
		GSF	0	0	0	0	0	0	0	0	
LACC-018	THEATER ARTS (WSCH 0)	ASF	24,871	24,871	24,871	24,871	24,871	24,871	24,871	0	
		GSF	49,876	49,876	49,876	49,876	49,876	49,876	49,876	0	
		M&O ASF	24,871	24,871	24,871	24,871	24,871	24,871	24,871	0	
		M&O GSF	49,876	49,876	49,876	49,876	49,876	49,876	49,876	0	
LACC-068	RADIOLOGIC TECH (WSCH 1,585)	ASF	4,180	4,180	4,180	4,180	4,180	4,180	4,180	0	
		GSF	4,800	4,800	4,800	4,800	4,800	4,800	4,800	0	
		M&O ASF	4,180	4,180	4,180	4,180	4,180	4,180	4,180	0	
		M&O GSF	4,800	4,800	4,800	4,800	4,800	4,800	4,800	0	
01C-139	Land Acquisition - South of Monroe Street Projects (2011-02) Scope: Land Acquisition; Budget: \$25.4M	ASF	7,588	7,588	7,588	7,588	7,588	7,588	7,588	0	7,588
		GSF	11,628	11,628	11,628	11,628	11,628	11,628	11,628	0	11,628
		WSCH	0	0	0	0	0	0	0	0	0
		M&O ASF	7,588	7,588	7,588	7,588	7,588	7,588	7,588	0	7,588
		M&O GSF	11,628	11,628	11,628	11,628	11,628	11,628	11,628	0	11,628
01C-139	Land Acquisition - South of Monroe Street Projects	ASF	0	0	0	0	0	0	0	0	
		GSF	0	0	0	0	0	0	0	0	
LACC-083	MAJESTIC BLDG (WSCH 0)	ASF	7,588	7,588	7,588	7,588	7,588	7,588	7,588	0	
		GSF	11,628	11,628	11,628	11,628	11,628	11,628	11,628	0	
		M&O ASF	7,588	7,588	7,588	7,588	7,588	7,588	7,588	0	
		M&O GSF	11,628	11,628	11,628	11,628	11,628	11,628	11,628	0	



Project Name / Fusion Building Name		Baseline Database	FY 2012 7/11 ~ 6/12	FY 2013 7/12 ~ 6/13	FY 2014 7/13 ~ 6/14	FY 2015 7/14 ~ 6/15	FY 2016 7/15 ~ 6/16	FY 2017 7/16 ~ 6/17	FY 2017 >	TBD	Project Total SF
Completed Bond Projects And Non-Bond Buildings(Continued)											
01C-141	Parking Mitigation - I Pass (2008-06) Scope: Parking; Budget: \$0.5M	ASF	0	0	0	0	0	0	0	0	0
		GSF	0	0	0	0	0	0	0	0	0
		WSCH	0	0	0	0	0	0	0	0	0
		M&O ASF	0	0	0	0	0	0	0	0	0
		M&O GSF	0	0	0	0	0	0	0	0	0
01C-141 Parking Mitigation - I Pass		ASF	0	0	0	0	0	0	0	0	0
		GSF	0	0	0	0	0	0	0	0	0
01C-142	Temporary Facilities/3020 Wilshire (2014-12) Scope: Modernization; Budget: \$14.9M	ASF	18,837	18,837	0	0	0	0	0	0	0
		GSF	29,980	29,980	0	0	0	0	0	0	0
		WSCH	21,502	21,502	0	0	0	0	0	0	0
		M&O ASF	18,837	18,837	0	0	0	0	0	0	0
		M&O GSF	29,980	29,980	0	0	0	0	0	0	0
01C-142 Temporary Facilities/3020 Wilshire		ASF	0	0	0	0	0	0	0	0	0
		GSF	0	0	0	0	0	0	0	0	0
LACC-089	TEMP FAC-3020 WILSHIRE (WSCH 21,502)	ASF	18,837	18,837	0	0	0	0	0	0	0
		GSF	29,980	29,980	0	0	0	0	0	0	0
		M&O ASF	18,837	18,837	0	0	0	0	0	0	0
		M&O GSF	29,980	29,980	0	0	0	0	0	0	0
01C-143	Food Lab Upgrade (2010-03) Scope: Modernization; Budget: \$0.8M	ASF	0	0	0	0	0	0	0	0	0
		GSF	0	0	0	0	0	0	0	0	0
		WSCH	0	0	0	0	0	0	0	0	0
		M&O ASF	0	0	0	0	0	0	0	0	0
		M&O GSF	0	0	0	0	0	0	0	0	0
01C-143 Food Lab Upgrade		ASF	0	0	0	0	0	0	0	0	0
		GSF	0	0	0	0	0	0	0	0	0



Project Name / Fusion Building Name		Baseline Database	FY 2012 7/11 ~ 6/12	FY 2013 7/12 ~ 6/13	FY 2014 7/13 ~ 6/14	FY 2015 7/14 ~ 6/15	FY 2016 7/15 ~ 6/16	FY 2017 7/16 ~ 6/17	FY 2017 >	TBD	Project Total SF
Completed Bond Projects And Non-Bond Buildings(Continued)											
01C-150	Chemistry Building Modernization (2011-08) Scope: Modernization; Budget: \$6.3M	ASF	0	0	0	0	0	0	0	0	0
		GSF	0	0	0	0	0	0	0	0	0
		WSCH	0	0	0	0	0	0	0	0	0
		M&O ASF	0	0	0	0	0	0	0	0	0
		M&O GSF	0	0	0	0	0	0	0	0	0
01C-150	Chemistry Building Modernization	ASF	0	0	0	0	0	0	0	0	
		GSF	0	0	0	0	0	0	0	0	
01C-151	Life Sciences Modernization (2011-08) Scope: Modernization; Budget: \$4.6M	ASF	0	0	0	0	0	0	0	0	0
		GSF	0	0	0	0	0	0	0	0	0
		WSCH	0	0	0	0	0	0	0	0	0
		M&O ASF	0	0	0	0	0	0	0	0	0
		M&O GSF	0	0	0	0	0	0	0	0	0
01C-151	Life Sciences Modernization	ASF	0	0	0	0	0	0	0	0	
		GSF	0	0	0	0	0	0	0	0	
01C-157	*** not used *** (N/A) Scope: Not Used; Budget: M	ASF	0	0	0	0	0	0	0	0	0
		GSF	0	0	0	0	0	0	0	0	0
		WSCH	0	0	0	0	0	0	0	0	0
		M&O ASF	0	0	0	0	0	0	0	0	0
		M&O GSF	0	0	0	0	0	0	0	0	0
01C-157	*** not used ***	ASF	0	0	0	0	0	0	0	0	
		GSF	0	0	0	0	0	0	0	0	
01C-158	*** not used *** (N/A) Scope: Not Used; Budget: M	ASF	0	0	0	0	0	0	0	0	0
		GSF	0	0	0	0	0	0	0	0	0
		WSCH	0	0	0	0	0	0	0	0	0
		M&O ASF	0	0	0	0	0	0	0	0	0
		M&O GSF	0	0	0	0	0	0	0	0	0
01C-158	*** not used ***	ASF	0	0	0	0	0	0	0	0	
		GSF	0	0	0	0	0	0	0	0	



Project Name / Fusion Building Name		Baseline Database	FY 2012 7/11 ~ 6/12	FY 2013 7/12 ~ 6/13	FY 2014 7/13 ~ 6/14	FY 2015 7/14 ~ 6/15	FY 2016 7/15 ~ 6/16	FY 2017 7/16 ~ 6/17	FY 2017 >	TBD	Project Total SF
Completed Bond Projects And Non-Bond Buildings(Continued)											
01C-170	Master Planning (Project Support) Scope: Project Support; Budget: \$1.8M	ASF	0	0	0	0	0	0	0	0	0
		GSF	0	0	0	0	0	0	0	0	0
		WSCH	0	0	0	0	0	0	0	0	0
		M&O ASF	0	0	0	0	0	0	0	0	0
		M&O GSF	0	0	0	0	0	0	0	0	0
01C-170	Master Planning	ASF	0	0	0	0	0	0	0	0	0
		GSF	0	0	0	0	0	0	0	0	0
01C-173.01	RWGPL - Site Utilities Infrastructure (2009-10) Scope: Infrastructure; Budget: \$24.0M	ASF	0	0	0	0	0	0	0	0	0
		GSF	0	0	0	0	0	0	0	0	0
		WSCH	0	0	0	0	0	0	0	0	0
		M&O ASF	0	0	0	0	0	0	0	0	0
		M&O GSF	0	0	0	0	0	0	0	0	0
01C-173.01	RWGPL - Site Utilities Infrastructure	ASF	0	0	0	0	0	0	0	0	0
		GSF	0	0	0	0	0	0	0	0	0
01C-173.07	RWGPL - Central Plant (2009-09) Scope: Infrastructure; Budget: \$7.4M	ASF	2,388	2,388	2,388	2,388	2,388	2,388	2,388	2,388	2,388
		GSF	3,854	3,854	3,854	3,854	3,854	3,854	3,854	3,854	3,854
		WSCH	0	0	0	0	0	0	0	0	0
		M&O ASF	2,388	2,388	2,388	2,388	2,388	2,388	2,388	2,388	2,388
		M&O GSF	3,854	3,854	3,854	3,854	3,854	3,854	3,854	3,854	3,854
01C-173.07	RWGPL - Central Plant	ASF	0	0	0	0	0	0	0	0	0
		GSF	0	0	0	0	0	0	0	0	0
LACC-040	UTILITY BLDG (WSCH 0)	ASF	2,388	2,388	2,388	2,388	2,388	2,388	2,388	2,388	0
		GSF	3,854	3,854	3,854	3,854	3,854	3,854	3,854	3,854	0
		M&O ASF	2,388	2,388	2,388	2,388	2,388	2,388	2,388	2,388	0
		M&O GSF	3,854	3,854	3,854	3,854	3,854	3,854	3,854	3,854	0



Project Name / Fusion Building Name		Baseline Database	FY 2012 7/11 ~ 6/12	FY 2013 7/12 ~ 6/13	FY 2014 7/13 ~ 6/14	FY 2015 7/14 ~ 6/15	FY 2016 7/15 ~ 6/16	FY 2017 7/16 ~ 6/17	FY 2017 >	TBD	Project Total SF		
Completed Bond Projects And Non-Bond Buildings(Continued)													
01C-190	Campus Project Support (Project Support) Scope: Project Support; Budget: \$48.3M	ASF	0	0	0	0	0	0	0	0	0		
		GSF	0	0	0	0	0	0	0	0	0		
		WSCH	0	0	0	0	0	0	0	0	0		
		M&O ASF	0	0	0	0	0	0	0	0	0		
		M&O GSF	0	0	0	0	0	0	0	0	0		
		<i>01C-190 Campus Project Support</i>		ASF	0	0	0	0	0	0	0	0	0
		GSF	0	0	0	0	0	0	0	0	0		
01C-191	Bulk Procurement (2009-09) Scope: Project Support; Budget: \$0.0M	ASF	0	0	0	0	0	0	0	0	0		
		GSF	0	0	0	0	0	0	0	0	0		
		WSCH	0	0	0	0	0	0	0	0	0		
		M&O ASF	0	0	0	0	0	0	0	0	0		
		M&O GSF	0	0	0	0	0	0	0	0	0		
		<i>01C-191 Bulk Procurement</i>		ASF	0	0	0	0	0	0	0	0	0
		GSF	0	0	0	0	0	0	0	0	0		
LACC-054	WOMENS-DRESSING-ROOM Scope: ; Budget: M	ASF	2,435	2,435	2,435	2,435	2,435	2,435	2,435	2,435	0	2,435	
		GSF	2,600	2,600	2,600	2,600	2,600	2,600	2,600	2,600	2,600	0	2,600
		WSCH	0	0	0	0	0	0	0	0	0	0	0
		M&O ASF	2,435	2,435	2,435	2,435	2,435	2,435	2,435	2,435	2,435	0	2,435
		M&O GSF	2,600	2,600	2,600	2,600	2,600	2,600	2,600	2,600	2,600	0	2,600
		<i>LACC-054 WOMENS-DRESSING-ROOM (WSCH 0)</i>		ASF	2,435	2,435	2,435	2,435	2,435	2,435	2,435	2,435	0
		GSF	2,600	2,600	2,600	2,600	2,600	2,600	2,600	2,600	0	2,600	
		M&O ASF	2,435	2,435	2,435	2,435	2,435	2,435	2,435	2,435	0	2,435	
		M&O GSF	2,600	2,600	2,600	2,600	2,600	2,600	2,600	2,600	0	2,600	