



Los Angeles Community College District



Chancellor's Monthly Report
April 10, 2024

Francisco C. Rodriguez, Ph.D.
Chancellor, Los Angeles Community College District



Chancellor's Report



Updates:

2024-25 State Budget

- March in March in Sacramento

Efforts to Review District SH and Procurement Policies

- Request to State Auditor
- Today's Board Action Item
- ODEIA

Chancellor's Monthly Report

- Expanded Dual Enrollment Agreement with LAUSD
- Enrollment Update – Spring 2024
- 2024 Culinary Cup
- Affinity Cultural Graduate Celebrations 2024

March in March in Sacramento

Over five hundred faculty, students, staff, and community members from across the state joined the March in March to “Protect Students’ Futures.”

LACCD and AFT 1521 led the way, getting over two hundred students, faculty, and staff to the march, including Student Trustee Alexy Cordova.

The District supported the march by funding transportation and food for the over 150 students.



Expanded Dual Enrollment Agreement with LAUSD



LACCD currently serves approximately 20,000 high school students per year through dual enrollment across all nine colleges.

LAUSD & LACCD expand college and career pathways for all LAUSD students in a variety of areas, including university transfer, CTE pathway completion, industry certifications, internships, pre-apprenticeships, and apprenticeships.



Dream it, Achieve it





Enrollment Update – Spring 2024



LACCD Credit Enrollment Update

Spring 2024 TO Spring 2023 COMPARISONS

DAY 56 - RELATIVE TO THE BEGINNING OF INSTRUCTION

Relative Day Comparisons for Day 56, comparing Spring 2024 (Monday, April 1, 2024) to Spring 2023 (Monday, April 3, 2023).
Data source: LACCD PS Student Information System.

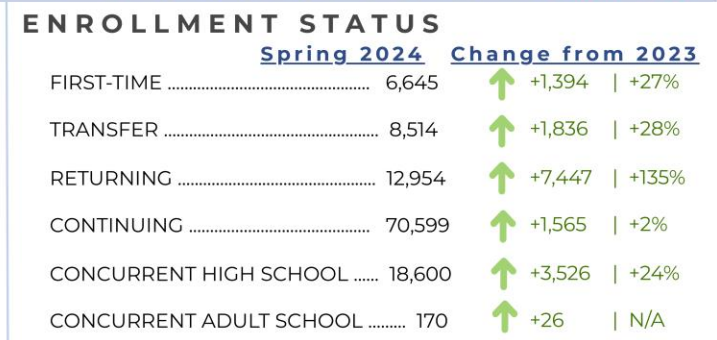
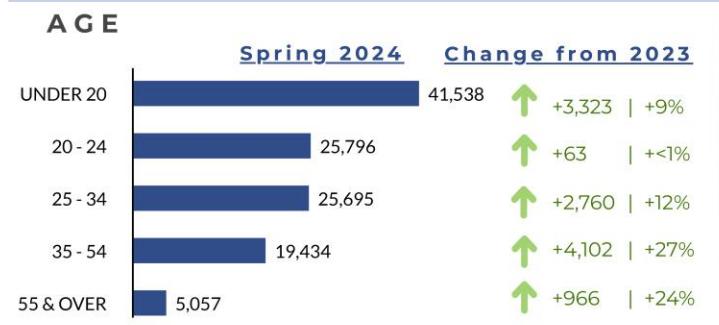
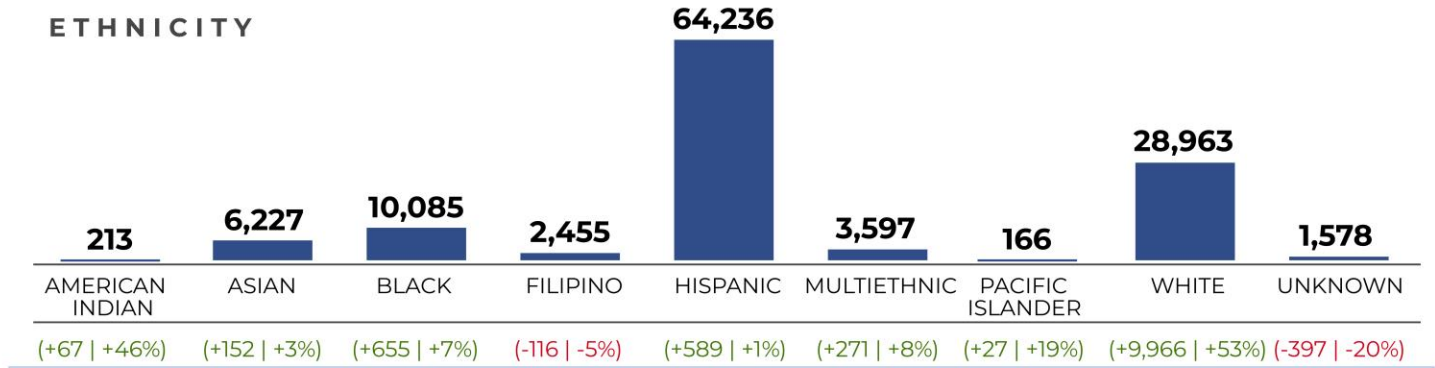
| HEADCOUNT | ENROLLMENT | SECTION COUNT | ENROLLMENT DIVIDED BY SECTION |
|------------------------|------------------------|----------------------|-------------------------------|
| 117,520 | 240,830 | 9,986 | 24.1 |
| 111% 106,306 | 109% 221,691 | 103% 9,737 | 106% 22.8 |

| GENDER | Spring 2024 | Change from 2023 |
|------------------|-------------|------------------|
| FEMALE | 63,174 | ↑ +3,833 +7% |
| MALE | 51,899 | ↑ +6,993 +16% |
| NON-BINARY | 930 | ↑ +170 N/A |
| UNKNOWN | 1,517 | ↑ +218 N/A |





Enrollment Update – Spring 2024



CLASS MODALITY & FILL RATE

| | Remote | Hybrid | In-Person |
|-----------------|--------|--------|-----------|
| CLASS MODALITY: | 49% | 7% | 44% |
| FILL RATE: | 79% | 66% | 65% |

SOURCE: LACCD Office of Institutional Effectiveness

2024 Culinary Cup

**LACCD Culinary Cup –
May 10, 2024**

**Los Angeles Harbor
College**

Culinary Schools

- LA Harbor
- LA Mission
- LA Trade Tech

CULINARY CUP
HARBOR • MISSION • TRADE-TECH

YOU ARE INVITED TO THE
CULINARY CUP

MAY 10TH, 2024
8:00 AM TO 1:30 PM

**HARBOR COLLEGE
STUDENT UNION**
1111 FIGUEROA PLACE,
WILMINGTON, CA 90744

SCAN THE
QR CODE TO
PURCHASE
TICKETS

FOR MORE INFORMATION:
[HTTPS://ENCR.PW/CULINARYCUP](https://encr.pw/culinarycup)
310-233-4288

**LOS ANGELES
MISSION
COLLEGE** **LAHC**
LOS ANGELES
HARBOR COLLEGE **LATTC**
LOS ANGELES TRADE-TECHNICAL COLLEGE



Affinity Cultural Graduate Celebrations 2024



Lavender Graduate Celebration

Friday, May 17, 2024 at 4 pm
Los Angeles Mission College



Asian Pasifika Desi American Graduate Celebration

Saturday, May 18, 2024 at 11am
Los Angeles Harbor College



Black Graduate Celebration

Thursday, May 23, 2024 at 3 pm
Los Angeles Southwest College



Mi Gente Graduate Celebration

Saturday, June 1, 2024 at 4 pm
East Los Angeles College





Questions?