



# DISTRICT CITIZENS' OVERSIGHT COMMITTEE

PROPOSITIONS A, AA, and MEASURES J, CC

# 2017-18 ANNUAL REPORT

## OUR COLLEGES:

EAST LOS ANGELES COLLEGE (ELAC)

LOS ANGELES CITY COLLEGE (LACC)

LOS ANGELES HARBOR COLLEGE (LAHC)

LOS ANGELES MISSION COLLEGE (LAMC)

LOS ANGELES PIERCE COLLEGE (LAPC)

LOS ANGELES SOUTHWEST COLLEGE (LASC)

LOS ANGELES TRADE-TECH COLLEGE (LATTC)

LOS ANGELES VALLEY COLLEGE (LAVC)

WEST LOS ANGELES COLLEGE (WLAC)





Intentionally Left Blank

Cover Photo: Los Angeles Mission College Arts, Media & Performance Building



# To the Los Angeles Community College District Community and those it serves:

Fulfilling its obligation to the Los Angeles Community College District, its building program, and most importantly the voters and taxpayers of the Los Angeles Community College District (LACCD), the District Citizens' Oversight Committee (DCOC) presents this annual report on the status of the Proposition A, AA, Measure J, and Measure CC bond program at the conclusion of the 2017-18 fiscal year (July 1, 2017 – June 30, 2018). The DCOC was established in 2001 with passage of Proposition A. Since inception, the DCOC has been the eyes and ears of the taxpayers for all four bonds to ensure that bond funds are spent appropriately. Since 2001 the voters within the LACCD have passed the four bond measures totaling \$9.025 billion. Approximately \$557 million from other sources including bond interest, state bonds, grants and other sources results in a combined \$9.6 billion building program, the largest community college construction building program in the country. Funds for Propositions A and AA are ninety-nine percent (97%) expended and funds for Measure J are seventy-three percent expended (73%).

Measure CC, the recent bond measure passed in 2016 is in the implementation phase. The goal for this measure aligns with the overall goal for the bond program which is to create first class learning facilities that support current enrollment and increase enrollment in years to come. Measure CC implementation is broken into College Specific Projects and Program Wide Projects. The Categories for College Specific Projects are: 1) Growth in Instructional Space; 2) Modernize Instructional Space; 3) Support Services (Whole Campus Concept); and 4) Support Services (Operations). Program Wide Projects will cover universal needs (e.g. physical security, cyber security, technology, etc.).

The past fiscal year has been a year of transition for the BuildLACCD bond program. At our August 25, 2017 meeting; David Salazar, the new Chief Facilities Executive for the LACCD, was introduced. Mr. Salazar brings over 27 years of facilities planning and design and construction experience. During this past year we've had the opportunity to get to know and work with him closely in our oversight role. In addition, this past year also brought a change in the Program Manager for the BuildLACCD bond program. During the early part of fiscal year 2017-18, Jacobs Project Management Company, became the new Program Manager. As with a program of this size, Jacobs Project Management Company hit the ground running. They have implemented organizational changes with a focus on improving communication and interaction with the nine colleges.

Two important documents that we receive annually and complement our oversight role are the financial and performance audits. The performance audit for Fiscal Year 2016-17 did not identify any significant internal control deficiencies within the context of the audit. The financial audit for Fiscal Year 2016-17 found that the statement of expenditures of bond proceeds were in accordance with United States Generally Accepted Accounting Principles.

---

Copies of these audits are available on the building program website (<http://www.build-laccd/oversight/reviews-and-audits>).

Finally, being DCOC chairperson has truly been a rewarding experience, however, I could not do it alone and want to thank my fellow committee members. DCOC members are volunteers and commit time, energy, and expertise into ensuring the bond funds are spent appropriately and as the voters intended. We take great pride and satisfaction in knowing that LACCD students and staff are receiving new and modernized spaces that support and promote student success. Let us continue this most important work!

*Donna Obie Slamon, Chairperson, DCOC*



# TABLE OF CONTENTS

About the District.....	6
Our Members.....	7
DCOC Meeting Schedule & LACCD Board of Trustees.....	7
District Bond Program Facts.....	8-9
Solar Power Generation.....	10
Community Economic Development Program.....	11-12
East Los Angeles College (ELAC) Project Highlights.....	13
ELAC Project List.....	14-15
Los Angeles City College (LACC) Project Highlights.....	16
LACC Project List.....	17-18
Los Angeles Harbor College (LAHC) Project Highlights.....	19
LAHC Project List.....	20-21
Los Angeles Mission College (LAMC) Project Highlights.....	22
LAMC Project List.....	23-24
Los Angeles Pierce College (LAPC) Project Highlights.....	25
LAPC Project List.....	26-28
Los Angeles Southwest College (LASC) Project Highlights.....	29
LASC Project List.....	30-31
Los Angeles Trade-Tech College (LATTTC) Project Highlights.....	32
LATTTC Project List.....	33-35
Los Angeles Valley College (LAVC) Project Highlights.....	36
LAVC Project List.....	37-38
West Los Angeles College (WLAC) Project Highlights.....	39
WLAC Project List.....	40-41
Satellites and Multicampus Project List.....	42-43
College Project Central Services Project List.....	44-45
Districtwide Initiatives Project List.....	46-47
Acronyms & Abbreviations.....	48-49



# ABOUT THE DISTRICT

For nearly 90 years the Los Angeles Community College District (LACCD) has served as the educational institution to more than three million students. Affordable, accessible and practical, the LACCD offers opportunity to all. The doors are wide open for a diverse student population eager for skills, knowledge and upward mobility. LACCD educates almost three times as many Latino students and nearly four times as many African-American students as all of the University of California campuses combined. Eighty percent of LACCD

students are from underserved populations. The LACCD serves approximately 250,000 students a year in 36 cities and communities across an area of 900 square miles. LACCD is, by many measures, the largest community college district in the United States. The LACCD is composed of nine comprehensive colleges and a central office. An elected, seven-member Board of Trustees, serving four-year terms, governs the LACCD. One student trustee, selected by the students, serves a one-year term beginning on June 1st of every year.

## Propositions A, AA and Measures J, CC - District Citizens' Oversight Committee:

The Board of Trustees for the Los Angeles Community College District formed the District Citizens' Oversight Committee (DCOC) in June 2001 to provide a vital link between the District and the community with respect to implementation of Proposition A funds for construction and modernization projects within the District. The Proposition A bond measure totaled \$1.245 billion. The voters subsequently approved three additional bonds: Proposition AA, Measure J, and Measure CC. Proposition AA bond measure totaled \$980 million, Measure J bond measure totaled \$3.5 billion, and Measure CC bond measure totaled \$3.3 billion. The DCOC consists of representatives from the local communities. The DCOC members are appointed for a two year term and can be re-appointed for a term not to exceed three consecutive terms.

### Highlight

The Moody's and Standard & Poor's rating agencies issued the District a bond rating "Aa1" to "AA+" respectively, which results in savings to taxpayers due to reduced borrowing costs.

### Report Covers Fiscal Year 2017-18 (July 1, 2017 - June 30, 2018)

This is the DCOC's formal annual report on bond money generated by Propositions A, AA and Measures J, CC consistent with the requirements of Proposition 39.

## DCOC Establishment, Purpose and Responsibilities

As provided in Education Code section 15278, the District's Citizens' Oversight Committee was established by the Board of Trustees to inform the public concerning the District's expenditure of revenues received from the sale of bonds authorized by the voters on April 10, 2001, May 20, 2003, November 4, 2008, and November 8, 2016.

The District Citizens' Oversight Committee will provide oversight ensuring that:

- a. bond revenues are expended only for the construction, rehabilitation, or replacement of college facilities, including the furnishing and equipping of college facilities, or the acquisition or lease of real property for college facilities; and
- b. no bond revenues are expended for any teacher or administrative salaries or other college operating expenses.

# OUR MEMBERS

## Members:

Donna "Obie" Slamon, Chair, *College Representative*, Chair, Los Angeles Pierce College Citizens' Oversight Committee  
Gary L. Cook, Vice Chair, *Senior Representative*, Business Manager Financial Secretary-Treasurer, Plumber's Local 78 (Retired)  
Lanny Nelms, *College Representative*, Principal, Harbor Community Adult School (Retired)  
David Morin, *College Representative*, Chair of Mathematics Department, East Los Angeles College (Former)  
Antonio Sanchez, *At-Large Representative*, Political Director, IBEW (International Brotherhood of Electrical Workers, Local 11)  
Raymond Cheng, *Business Representative*, Associate Director of Facilities Planning, Design, and Construction, Cedars-Sinai Medical Center  
John Hakel, *Taxpayer Representative*, Executive Director, Southern California Partnership for Jobs  
David Gomez, *Labor Representative*, Business Development Associate, IBEW/NECA (International Brotherhood of Electrical Workers/National Electrical Contractors Association)  
Dr. J. Eric Bubbers, *Foundation Representative*, Vice President, Los Angeles Valley College Foundation Board of Directors  
Bryan O. Woodert, *Student Representative*, Student Trustee, Los Angeles Community College District

## DCOC Regular Meetings

All meetings are open to the public, recorded and documented by minutes. The schedule for 2018-19 is:

**August 17, 2018 12pm-2pm - ESC**

**October 19, 2018 12pm-2pm - ESC**

**December 14, 2018, 12pm-2pm - ESC**

**February 22, 2019 12pm-2pm - ESC**

**April 12, 2019 12pm-2pm - ESC**

**June 14, 2019 12pm-2pm - ESC**

ESC - Educational Services Center (LACCD Headquarters)

Please check the website for schedule/location changes:

[www.build-laccd.org/oversight](http://www.build-laccd.org/oversight)

## Los Angeles Community College District

### Board of Trustees:

- ◆ Mike Fong, President (Seat No. 7)
- ◆ Andra Hoffman, Vice President (Seat No. 1)
- ◆ Steven F. Veres, 2nd Vice President (Seat No. 2)
- ◆ Gabriel Buelna, Ph.D. (Seat No. 6)
- ◆ Ernest H. Moreno (Seat No. 4)
- ◆ Scott J. Svonkin (Seat No. 5)
- ◆ David Vela (Seat No. 3)
- ◆ Kellie N. Williams, Student Trustee


### Chancellor:

- ◆ Dr. Francisco C. Rodriguez

## DCOC Contact Information

Stacie Pinkett  
Telephone: (213) 891-2366  
Email: [pinketSL@email.laccd.edu](mailto:pinketSL@email.laccd.edu)

Los Angeles Community College District  
District Citizens' Oversight Committee  
770 Wilshire Boulevard, 6th Floor  
Los Angeles, CA 90017



## DISTRICT BOND PROGRAM FACTS

### BUDGET OVERVIEW

Total: **\$9,594,778,334\***

Contracted: **\$5,552,741,234**

Expended: **\$5,263,496,912**

\*\*Amount reflects four bond issues, state and federal funding, interest and other sources.

### STATUS OF PROJECTS

**660** Projects are Complete

**20** In Construction

**31** Projects in Design

**15** Projects in Procurement

**25** Projects in Planning

**127** Projects Pending

## DISTRICT BOND PROGRAM AUDITS, REPORTS AND LACCD RESPONSES

The following were completed and presented to the DCOC:

- Bond Performance Audit — Fiscal Year Ended June 30, 2017  
[www.build-laccd.org/oversight/reviews-and-audits](http://www.build-laccd.org/oversight/reviews-and-audits)
- Bond Financial Audit — Fiscal Year Ended June 30, 2017  
[www.build-laccd.org/oversight/reviews-and-audits](http://www.build-laccd.org/oversight/reviews-and-audits)
- LACCD Building Program Schedule  
[www.build-laccd.org/oversight/oversight-committees/meetings-agendas-minutes](http://www.build-laccd.org/oversight/oversight-committees/meetings-agendas-minutes)

The reports can be found at: [www.build-laccd.org/oversight/reviews-and-audits](http://www.build-laccd.org/oversight/reviews-and-audits).



# DISTRICT BOND PROGRAM FACTS

In 2002 the Los Angeles Community College District Board of Trustees adopted Leadership in Energy (LEED) and Environmental Design rating system. All new buildings and major renovations over 7,500 square and an occupied structure shall minimally be LEED “certified” with a goal of LEED Silver. Additional green initiatives include adding electric vehicle ready parking to new buildings requiring a certain number of parking stations.

## 77 Leadership in Energy & Environmental Design (LEED) Projects\*:

### 54 LEED Building Certified


- ◆ 4 Platinum
- ◆ 24 Gold
- ◆ 16 Silver
- ◆ 9 Certified

### 1 LEED Gold Certified Campus

### 17 LEED Ongoing LEED Projects

- ◆ 2 Project in Programming
- ◆ 5 Projects in Design
- ◆ 10 Projects in Construction

\*Projects may include more than one building.



LACC Student Union (LEED Gold)



ELAC Science Career and Mathematics (LEED Silver)



LAPC Library Learning Crossroads (LEED Platinum)

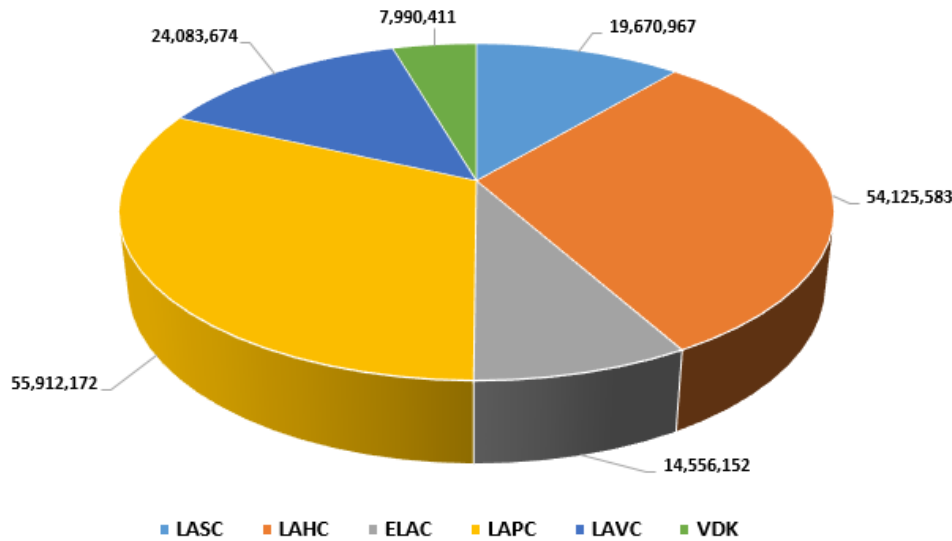


LASC School of Career Tech. Education (LEED Platinum)

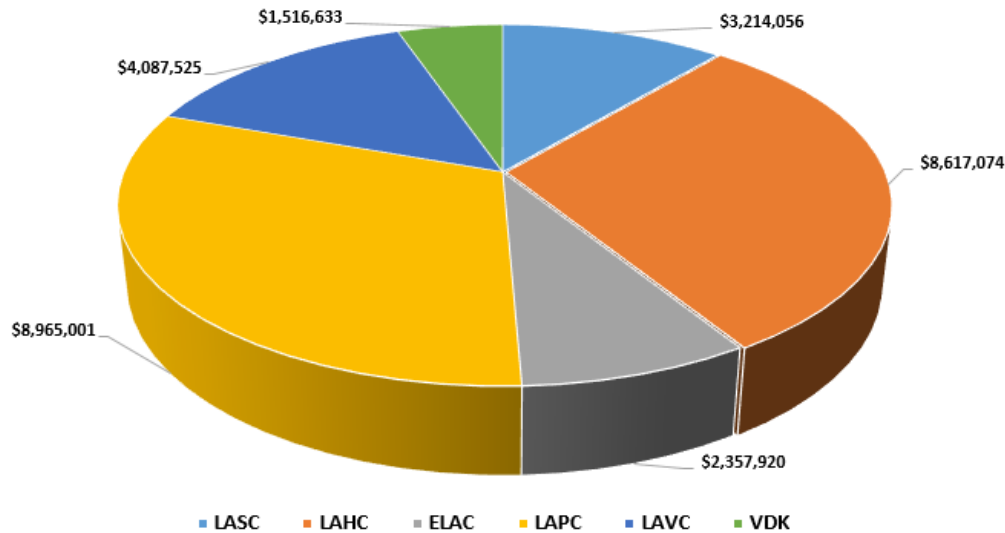
# SOLAR POWER GENERATION

The Los Angeles Community College District (LACCD) is a leader in environmentally responsible construction. As part of this movement, the LACCD is generating solar power on its campuses and taking other steps to reduce the colleges' carbon footprint. The LACCD has installed nearly 10 MW (mega-watt) of solar photovoltaic across the District. The LACCD has installed photovoltaic systems at all colleges with the ten largest installations located on the campuses of Harbor College, East Los Angeles College, Pierce College, Southwest College, Valley College, and Van de Kamp Satellite. To date, the LACCD has generated over 68,000,000 kWh (kilowatt-hours) from installed photovoltaic systems. This is equivalent to emissions from nearly 11,000 cars, or electricity use of over 7,600 homes. The LACCD generated nearly 9,000,000 kWh from solar photovoltaic in the last twelve month period, offsetting over \$1.3 million of electricity cost to the colleges. This is equivalent to emissions from over 1,400 cars, or electricity use of nearly 1,000 homes.

**Actual Production Plus Forecast in kWh**



**Forecasted Cost Avoidance (20 Years)**



# Community Economic Development Program

The Los Angeles Community College District (LACCD) Community Economic Development (CED) Program was established by the Board of Trustees to increase participation by local businesses, students, and workers to maximize the economic impact of the \$9.6 billion BuildLACCD Program. The CED Program includes a comprehensive Local Worker Hiring Program (LWHP), Local, Small, Emerging, Disabled, and Veteran (LSEDEV) Program, and College Internship Program. Thirty-seven percent of program dollars spent in 2017 went to LSEDEV firms. All CED information provided is cumulative since October 2014.

The CED Program is part of the Los Angeles Regional Workforce Manager Transformation Group which is a collaborative effort among public agencies, community-based organizations, and the contracting community to track workers throughout the life cycle of his or her career, and to measure local economic impact as a result of public infrastructure investment. The participating public agencies are creating a Memorandum of Understanding (MOU) to establish the guidelines for data sharing and developing the technical specification requirements for the next phases of system development, which includes significant input from community partners. Partners for this effort include: LACCD, LA Metro, City of Los Angeles, LAX, LA County, YouthBuild, Emerald Cities Collaborative, Clark Construction, and Parsons.

Through Board Rule 7103.17 **Opportunities for Local, Small and Emerging Businesses**, by increasing the goal to thirty percent (30%) participation by Local, Small, Emerging and Disabled Veteran (LSEDEV) businesses in all Build Program Contracts.

Contract Category	Total Firms	LSEDEV Firms	LSEDEV Firms with Task Orders	Non-LSEDEV Firms with Task Orders
Staff Augmentation (Primes & Subs)	182	134	66	30
Architecture/Engineering	64	47	21	26
Civil	9	6	1	2
District Standards	4	3	0	0
Environmental	11	7	4	2
Geotechnical	10	7	1	1
Inspector of Record	16	13	9	3
Laboratory of Record	9	7	7	2
Landscape Design	15	8	0	0
Low Voltage Design	7	7	0	0
Whole Bldg. Commissioning	10	7	3	4
MEP Bench	10	4	0	2
Real Estate Consulting Bench	11	5	0	1
Constructability Review/ Cost Estimating	11	8	0	0
CEQA	16	10	0	0
Structural Engineering	14	8	0	0
Professional Services	399	222	112	73
Construction Companies	51	20	N/A	N/A
Pre-Qualified Service Providers (PQSP)	49	49	12	0

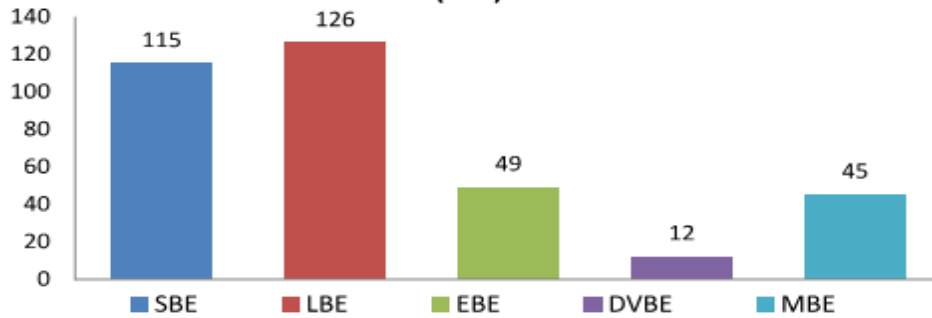
**499**  
Total Companies

**291**  
LSEDEV Companies

**63%**  
Task Orders awarded to LSEDEV

The **Small Contractor Boot Camp Program** is a six-week seminar program designed to provide small contractors with the tools necessary to improve their competitive capacity to compete in public works through a comprehensive hands-on curriculum.

**Small Contractor Boot Camp Graduates (229)**



**229 Contractors attended 6 Small Contractor Boot Camp Cohorts from Spring 2015 through Spring 2018**

- 50% (115) Small Business Enterprise (SBE)
- 55% (126) Local Business Enterprise (LBE)
- 21% (49) Emerging Business Enterprise (EBE)
- 5% (12) Disabled Veteran Business Enterprise (DVBE)
- 20% (45) Minority Business Enterprise (MBE)

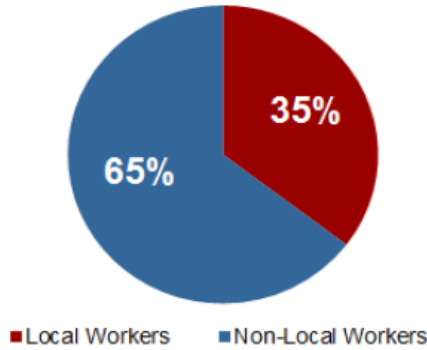
\*Some firms qualify for more than one business category.



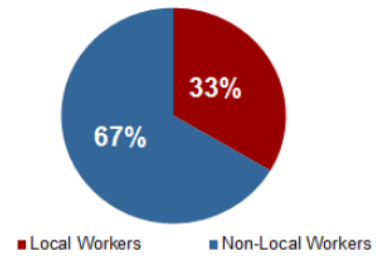
# Community Economic Development Program

Through the Project Labor Agreement (PLA), the Build Program and its contractors are guaranteed the skilled labor necessary to execute its capital improvement program. The PLA contains a **local worker\* hiring** component and establishes a pathway to various apprenticeships for Los Angeles Trade Tech students (LATTTC) that applies to all bond funded projects.

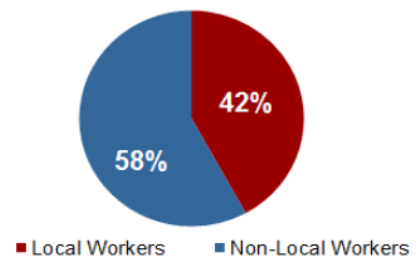
**Local Workers (New PLA)**



**Local Workers Under Old PLA\*\***



**Local Worker Hours**



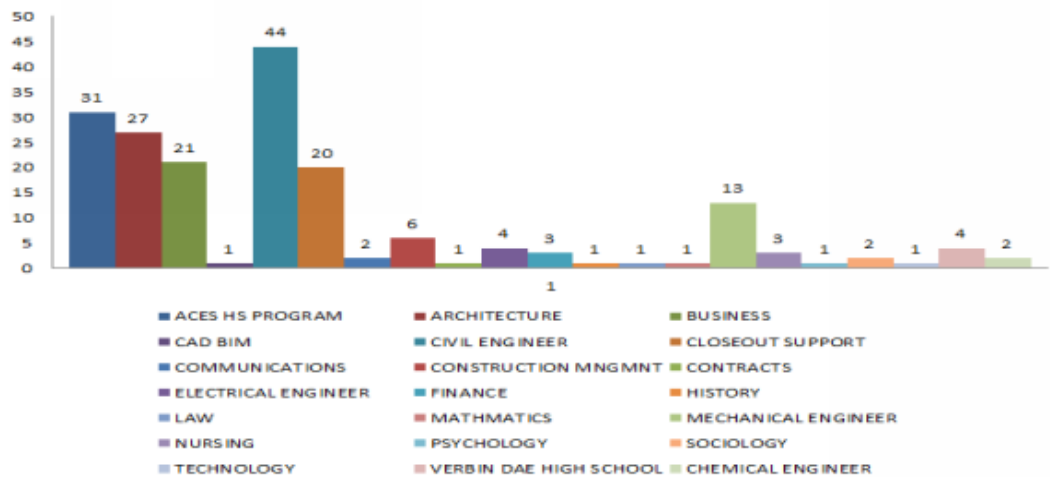
\* Cumulative since the inception of the amended PLA on 7/8/15; goal is 35% local worker hire.

\*\* Cumulative since October 2014 for remaining projects covered under old PLA; goal is 30% local worker hire.

\*\*\* Cumulative since October 2014 for projects on both new and old PLA; no goal.

The **College Internship Program** works in professional collaboration with **Industry Partners** to identify internship opportunities and provide students an avenue to engage, learn and pursue STEAM academic pathways and careers in architecture, engineering, construction, construction management, and IT disciplines.

## INTERNS 189 STUDENTS



\*An individual who resides in the Primary Residency Preference Area (zip codes within campus community of project) or the Secondary Residency Preference Area (zip codes within the LACCD geographic boundaries).

# EAST LOS ANGELES COLLEGE PROJECT HIGHLIGHTS



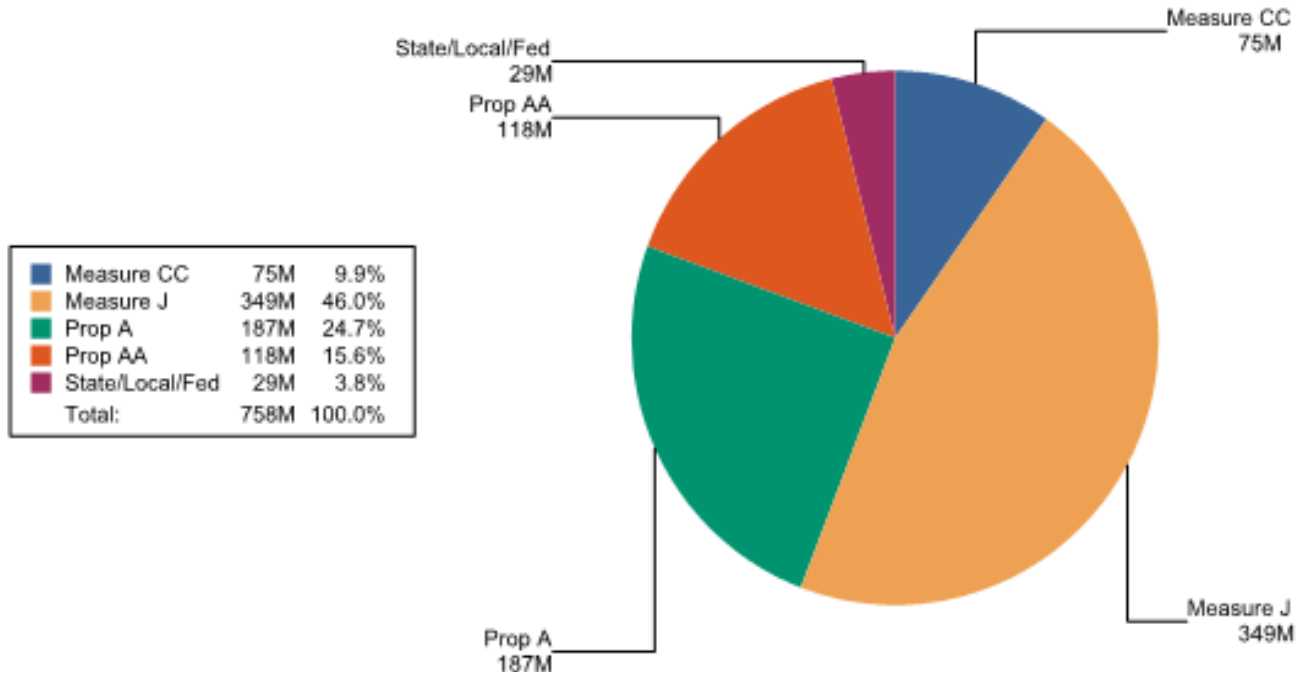
East Los Angeles College (ELAC) has been serving the Monterey Park and East Los Angeles communities since 1945 and has the unique distinction of having the largest student population of all nine LACCD colleges. ELAC has undergone a remarkable renaissance on its main campus. Their current leased satellite campus, in the nearby City of South Gate, will be replaced by the new South Gate Educational Center. Thanks to the voters of Los Angeles and their passage of Propositions A/AA and Measures J/CC, the ELAC campus continues its transformation into a 21st century state-of-the-art educational institution. Openings to date include the 160,000 SF LEED™ Gold Performing Fine Arts Complex consisting of the Vincent Price Museum, the Recital Hall and the Theatre Building; the 57,500 SF LEED™ Silver Bailey Library Building; the 58,000 SF LEED™ Silver Student Services Building; the 40,000 SF Administration Building; the 100,000 SF Technology Center; the 45,000 SF LEED™ Certified Social & Behavioral Sciences Building; 95,000 SF LEED™ Certified Phase 1 Science Career & Mathematics Building and 3-Lecture Hall Buildings; the 39,380 SF LEED™ Gold Campus Student Center Bookstore; the 138,575 SF LEED™ Gold Ernest H. Moreno-Language Arts & Humanities Building; the two multi-story Parking Structures; 1.8 Megawatts of Photovoltaic Array; a new Central Plant, a new campus-wide utility infrastructure system; Stadium East End Zone Terrace; Plant Facilities Complex; and athletic facilities improvement projects including ELAC stadium modernization and new Men's Baseball and Women's Softball Field Concession Building & Field complexes.

ELAC's focus on STEM (Science, Technology, Engineering, and Mathematics) and MESA (Mathematics, Engineering, and Science Achievement) is evident in the 120,000 SF Science Career & Mathematics Complex (SCMC). Finishing the SCMC will complete the east-west campus quad, which also includes the Campus Student Center Bookstore and the recently commissioned Ernest H. Moreno Language Arts and Humanities building - the State of California's largest classroom building.



# EAST LOS ANGELES COLLEGE - PROGRAM FUNDING/COLLEGE BUDGET

## PROGRAM FUNDING



## COLLEGE BUDGET

Cost Type "Bucket"	[a] Current Budget	[b] Contracted	[c] Expended	[d] Estimate at Completion	[e]=[a]-[d] Budget Variance
Programming & Design	\$66,291,478	\$53,320,989	\$52,717,648	\$66,306,467	\$(14,989)
Owner's Reserve	\$13,713,795	\$0	\$0	\$13,240,618	\$473,177
Program & Project Management	\$67,286,900	\$62,064,185	\$61,906,401	\$67,852,404	\$(565,504)
Land Acquisition	\$13,472,023	\$13,472,023	\$13,472,023	\$13,472,023	\$0
Asset, Move, Legal/Audit & Specialty	\$11,749,762	\$8,251,035	\$8,236,271	\$11,749,762	\$0
Construction	\$566,347,479	\$479,079,767	\$475,895,293	\$566,250,522	\$96,957
Furniture, Fixtures & Equipment	\$19,317,571	\$18,126,885	\$17,762,210	\$19,307,212	\$10,360
<b>Total Budget</b>	<b>\$758,179,008</b>	<b>\$634,314,884</b>	<b>\$629,989,846</b>	<b>\$758,179,008</b>	<b>\$0</b>

## EAST LOS ANGELES COLLEGE - SUB-PROJECT LIST

### SUB-PROJECTS

Sub-Project ID	Project/Building Name	Status	[a] Current Budget	[b] Estimate at Completion	[c]=[a]-[b] Budget Variance	Academic Occupancy Date
02E-218.00	Academic Network Integrated Backbone	In Const Procurement	\$4,750,618	\$4,750,618	\$0	10/30/2019
02E-222.07	Site Restorations at Bungalow Complexes	In Design	\$2,167,358	\$2,167,358	\$0	09/02/2019
02E-223.03	Equipment Expansion for Central Plant	In Pre-Programming	\$29,260,000	\$29,260,000	\$0	07/15/2022
02E-261.00	Public Service Building	In Pre-Programming	\$27,975,000	\$27,975,000	\$0	02/06/2023
02E-262.00	Nursing and Allied Health Building	In Pre-Programming	\$36,928,000	\$36,928,000	\$0	01/08/2024
02E-273.08	RWGPL - Monterey Park Water Upgrade	In Const Procurement	\$1,500,000	\$1,500,000	\$0	04/12/2019
<b>Total Active Subprojects</b>			<b>\$102,580,976</b>	<b>\$102,580,976</b>	<b>\$0</b>	
02E-222.06	Science Career & Mathematics Building H8 (Physics)	Deferred	\$170,329	\$170,329	\$0	
02E-232.00	Health Careers Center	Deferred	\$2,445,075	\$2,445,075	\$0	
<b>Total Pending Subprojects</b>			<b>\$2,615,404</b>	<b>\$2,615,404</b>	<b>\$0</b>	
Cancelled*			\$694,494	\$694,494	\$0	
Completed*			\$569,815,668	\$569,723,273	\$92,396	
Land Aquisition			\$13,459,468	\$13,459,468	\$0	
Master Plan			\$939,293	\$939,293	\$0	
Procurement			\$115,168	\$115,168	\$0	
Support Services			\$67,958,535	\$68,050,931	\$(92,396)	
<b>All Remaining Subprojects</b>			<b>\$652,982,626</b>	<b>\$652,982,627</b>	<b>\$0</b>	
<b>Total East Los Angeles College Subprojects</b>			<b>\$758,179,006</b>	<b>\$758,179,007</b>	<b>\$0</b>	

# LOS ANGELES CITY COLLEGE PROJECT HIGHLIGHTS



Los Angeles City College (LACC) sits on a 49-acre site that once served as UCLA's campus before moving to Westwood. Nearly \$585 million in publicly approved bond funds have transformed LACC into a state-of-the-art learning center in the middle of Los Angeles' urban core. The LACC campus now accommodates learning in the digital age.

LACC's focus on Science, Technology, Engineering, Art + Design and Math – STEAM subjects, is evident in the construction of the new Science and Technology Building housing the college's state-of-the-art science laboratories, smart lecture halls and classrooms.

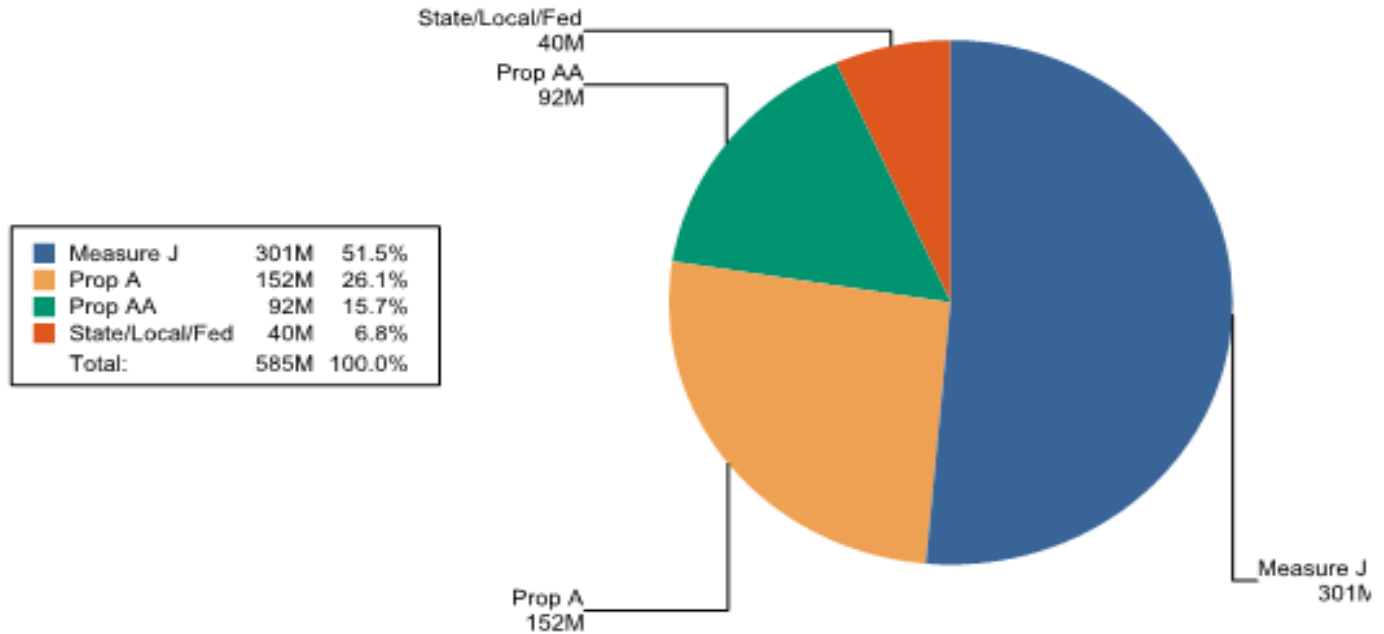
The award winning LEED Gold™ Student Union has become the center of student activity serving as home for the Associated Student Government and the Student Services Center.

As part of an "Urban Oasis of Learning", LA City College's LEED™ certified Martin Luther King Library is the largest library in the District and provides quality services for students on campus. The three-story library offers various study spaces, including 18 group study rooms, 2 comfortable lounge seating areas, individual study carrels, an entire floor dedicated to quiet study and configured with large tables, and 2 large computer classrooms. Continuously upgraded technology for students include: 192 computers, 5 ADA stations, 2 special accommodation stations, multiple copier and printer tables, multiple copier and printer stations, and wireless internet access throughout the building.

The newly modernized Music Hall Building maximizes the use of existing space for the Music Department to include a new music Recital Hall, music practice, coaching rooms, classrooms, computer labs, lecture hall, band and orchestra room, office spaces, library, sheet music storage, and music storage. The new LEED™ certified Kinesiology North Building houses the Kinesiology Department with new basketball gymnasium, fitness center, classrooms, offices, locker rooms, multipurpose rooms, and outdoor pool.

# LOS ANGELES CITY COLLEGE - PROGRAM FUNDING/COLLEGE BUDGET

## PROGRAM FUNDING



## COLLEGE BUDGET

Cost Type "Bucket"	[a] Current Budget	[b] Contracted	[c] Expended	[d] Estimate at Completion	[e]=[a]-[d] Budget Variance
Asset, Move, Legal/Audit & Specialty	\$9,330,618	\$8,973,713	\$8,955,572	\$9,321,573	\$9,044
Programming & Design	\$47,059,489	\$45,271,746	\$43,900,154	\$47,059,258	\$231
Construction	\$450,233,088	\$393,512,447	\$381,615,699	\$448,207,811	\$2,025,277
Owner's Reserve	\$134,930	\$0	\$0	\$1,402,672	\$(1,267,742)
Land Acquisition	\$4,560	\$4,560	\$4,560	\$4,560	\$0
Program & Project Management	\$59,677,776	\$56,911,178	\$56,514,705	\$60,465,039	\$(787,263)
Furniture, Fixtures & Equipment	\$18,578,593	\$13,645,258	\$13,602,019	\$18,558,139	\$20,453
<b>Total Budget</b>	<b>\$585,019,054</b>	<b>\$518,318,902</b>	<b>\$504,592,709</b>	<b>\$585,019,052</b>	<b>\$0</b>

## LOS ANGELES CITY COLLEGE - SUB-PROJECT LIST

### SUB-PROJECTS

Sub-Project ID	Project/Building Name	Status	[a] Current Budget	[b] Estimate at Completion	[c]=[a]-[b] Budget Variance	Academic Occupancy Date
01C-108.00	Da Vinci Hall	In Construction	\$28,532,397	\$29,300,126	\$(767,729)	09/02/2019
01C-172.00	Emergency Lighting, Fire Alarm, and Security Systems	In Programming	\$5,487,508	\$5,487,508	\$0	01/26/2022
01C-173.02	RWGPL - Landscaping/Hardscape Improvements	In Programming	\$7,765,049	\$7,765,049	\$0	07/02/2018
01C-173.06	RWGPL - Central Plant Phase II	At DSA	\$7,696,944	\$7,696,944	\$0	10/23/2019
<b>Total Active Subprojects</b>			<b>\$49,481,898</b>	<b>\$50,249,628</b>	<b>\$(767,729)</b>	
01C-116.01	M&O FACILITIES	Deferred	\$326,455	\$315,303	\$11,152	
01C-148.00	South Gym Modernization	Deferred	\$1,205,441	\$1,205,381	\$60	
01C-150.03	Chemistry Building Improvements	Deferred	\$5,160	\$560	\$4,600	
<b>Total Pending Subprojects</b>			<b>\$1,537,056</b>	<b>\$1,521,244</b>	<b>\$15,812</b>	
Cancelled*			\$33,797,897	\$33,797,897	\$0	
Completed*			\$396,612,535	\$396,355,439	\$257,096	
Land Aquisition			\$25,444,695	\$25,444,695	\$0	
Master Plan			\$1,769,429	\$1,769,429	\$0	
Procurement			\$2,194	\$2,194	\$0	
Support Services			\$76,373,351	\$75,878,530	\$494,821	
<b>All Remaining Subprojects</b>			<b>\$534,000,101</b>	<b>\$533,248,184</b>	<b>\$751,917</b>	
<b>Total Los Angeles City College Subprojects</b>			<b>\$585,019,055</b>	<b>\$585,019,055</b>	<b>\$0</b>	



# LOS ANGELES HARBOR COLLEGE PROJECT HIGHLIGHTS



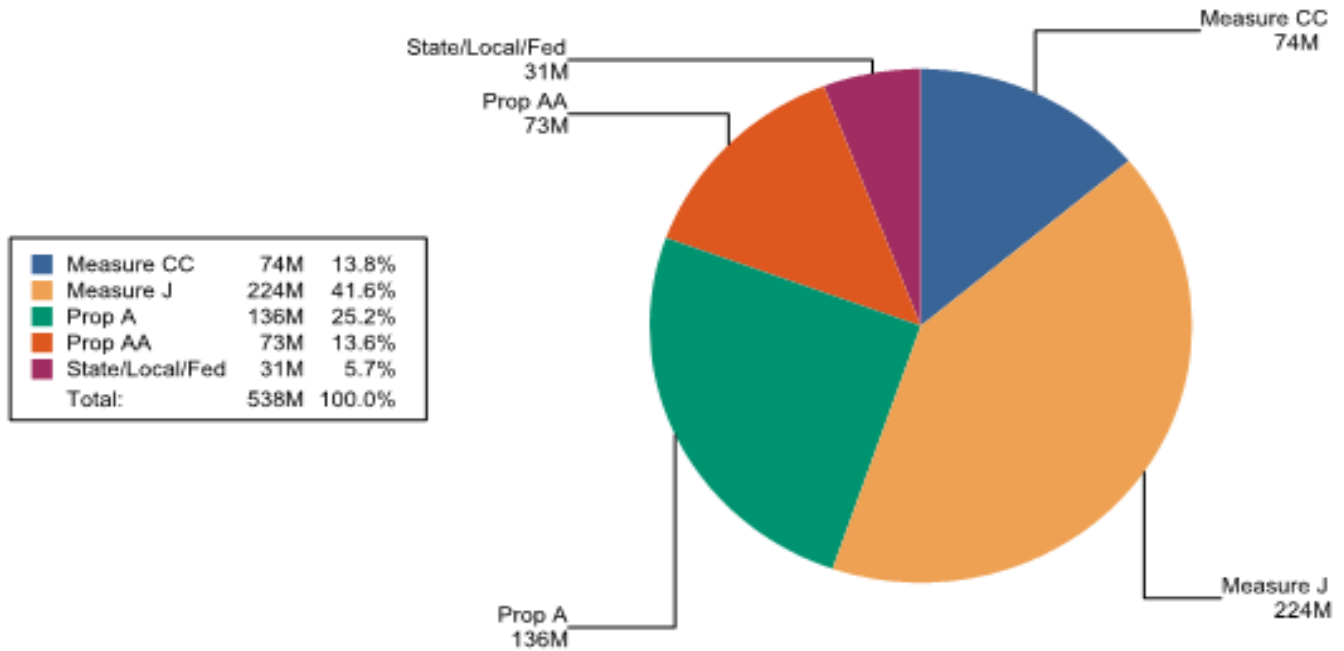
Los Angeles Harbor College's educational programs and support services meet the needs of the diverse communities within the South Bay and the adjacent communities of the Palos Verdes Peninsula, Port of Long Beach, and the cities of Torrance, Carson and Gardena.

LAHC presents a broad range of programs geared toward helping students prepare themselves for life in the 21st Century and offers a variety of programs and services to help its students achieve life goals.

This is an exciting time for Harbor College as it enters the final phase of the upgrades and construction utilizing bond funds from Propositions A/AA and Measure J/CC. These bond programs are responsible for new and upgraded buildings including the new 45,000 GSF Library Learning Resource Center (LLRC) and the LEED™ Platinum Science Complex featuring state-of-the art lecture halls, classrooms, science and computer laboratories, conference and faculty lounge space, and modernization of the Theater Drama Speech building. Currently the new 59,950 GSF Student Union Building is under construction with early steel structure in place. Substantial completion is expected in December 2018. The Campus Wide ADA project has begun construction of barrier removal for ADA compliance across several buildings and sites on campus.

# LOS ANGELES HARBOR COLLEGE - PROGRAM FUNDING/COLLEGE BUDGET

## PROGRAM FUNDING



## COLLEGE BUDGET

Cost Type "Bucket"	(a) Current Budget	(b) Contracted	(c) Expended	(d) Estimate at Completion	(e)=[a]-[d] Budget Variance
Furniture, Fixtures & Equipment	\$16,816,050	\$15,198,418	\$14,053,059	\$16,816,050	\$0
Construction	\$403,002,588	\$326,436,671	\$309,462,944	\$403,002,588	\$0
Programming & Design	\$52,035,507	\$44,599,668	\$44,189,044	\$52,035,507	\$0
Land Acquisition	\$990	\$990	\$990	\$990	\$0
Program & Project Management	\$54,205,396	\$49,683,124	\$49,250,795	\$54,205,396	\$0
Owner's Reserve	\$232,354	\$0	\$0	\$232,354	\$0
Asset, Move, Legal/Audit & Specialty	\$11,753,434	\$8,108,430	\$8,067,022	\$11,753,434	\$0
<b>Total Budget</b>	<b>\$538,046,319</b>	<b>\$444,027,301</b>	<b>\$425,023,854</b>	<b>\$538,046,319</b>	<b>\$0</b>

# LOS ANGELES HARBOR COLLEGE - SUB-PROJECT LIST

## SUB-PROJECTS

Sub-Project ID	Project/Building Name	Status	[a] Current Budget	[b] Estimate at Completion	[c]=[a]-[b] Budget Variance	Academic Occupancy Date
03H-306.00	Southeast Hall	In Pre-Programming	\$67,874,902	\$67,874,902	\$0	06/12/2023
03H-328.01	Demolition of Nursing Building	In Pre-Programming	\$1,536,310	\$1,536,310	\$0	06/05/2023
03H-329.01	Relocation of Power and Phone Switch	In Construction	\$1,120,176	\$1,120,176	\$0	08/03/2018
03H-329.02	Demolition of Old Administration	In Pre-Programming	\$1,354,317	\$1,354,317	\$0	08/31/2020
03H-335.03	Demolition of General Classroom Bldg.	In Pre-Programming	\$958,164	\$958,164	\$0	06/12/2023
03H-335.04	Demolition of Special Program & SVCS (DSPS)	In Pre-Programming	\$52,132	\$52,132	\$0	06/12/2023
03H-338.01	Campus Wide ADA Transition	In Construction	\$2,208,142	\$2,208,142	\$0	07/31/2018
03H-350.01	S.A.I.L.S-Student Union	In Construction	\$69,433,287	\$69,433,287	\$0	01/07/2019
03H-350.03	S.A.I.L.S-Infrastr/Land & Hardscape/Security	In Construction	\$19,593,612	\$19,593,612	\$0	01/07/2019
03H-350.17	Relocation of Data Center to Student Union Bldg.	In Design	\$7,110,985	\$7,110,985	\$0	05/22/2020
03H-350.18	GC/Nursing/DSPS - Landscape/Hardscape	In Pre-Programming	\$2,543,335	\$2,543,335	\$0	01/08/2024
<b>Total Active Subprojects</b>			<b>\$173,785,362</b>	<b>\$173,785,362</b>	<b>\$0</b>	
03H-329.00	Old Administration Modernization	Deferred	\$5,189,676	\$5,189,676	\$0	
03H-350.12	S.A.I.L.S. Demolition Old Library	Future	\$287,000	\$287,000	\$0	04/14/2020
03H-350.13	S.A.I.L.S. Demolition Cafeteria	Future	\$171,000	\$171,000	\$0	04/14/2020
03H-350.14	S.A.I.L.S. Demolition Seahawk Center	Future	\$179,000	\$179,000	\$0	04/14/2020
03H-350.15	S.A.I.L.S. Demolition Assessment Center	Deferred	\$10,000	\$10,000	\$0	
03H-350.16	S.A.I.L.S. Demolition General Classroom Bldg.	Deferred	\$110,000	\$110,000	\$0	
<b>Total Pending Subprojects</b>			<b>\$5,946,676</b>	<b>\$5,946,676</b>	<b>\$0</b>	
Cancelled*			\$1,167,644	\$1,167,644	\$0	
Completed*			\$313,893,291	\$313,893,291	\$0	
Master Plan			\$3,451,593	\$3,451,593	\$0	
Miscellaneous			\$277,552	\$277,552	\$0	
Procurement			\$34,736	\$34,736	\$0	
Support Services			\$39,489,463	\$39,489,463	\$0	
<b>All Remaining Subprojects</b>			<b>\$358,314,279</b>	<b>\$358,314,279</b>	<b>\$0</b>	
<b>Total Los Angeles Harbor College Subprojects</b>			<b>\$538,046,318</b>	<b>\$538,046,318</b>	<b>\$0</b>	



# LOS ANGELES MISSION COLLEGE PROJECT HIGHLIGHTS

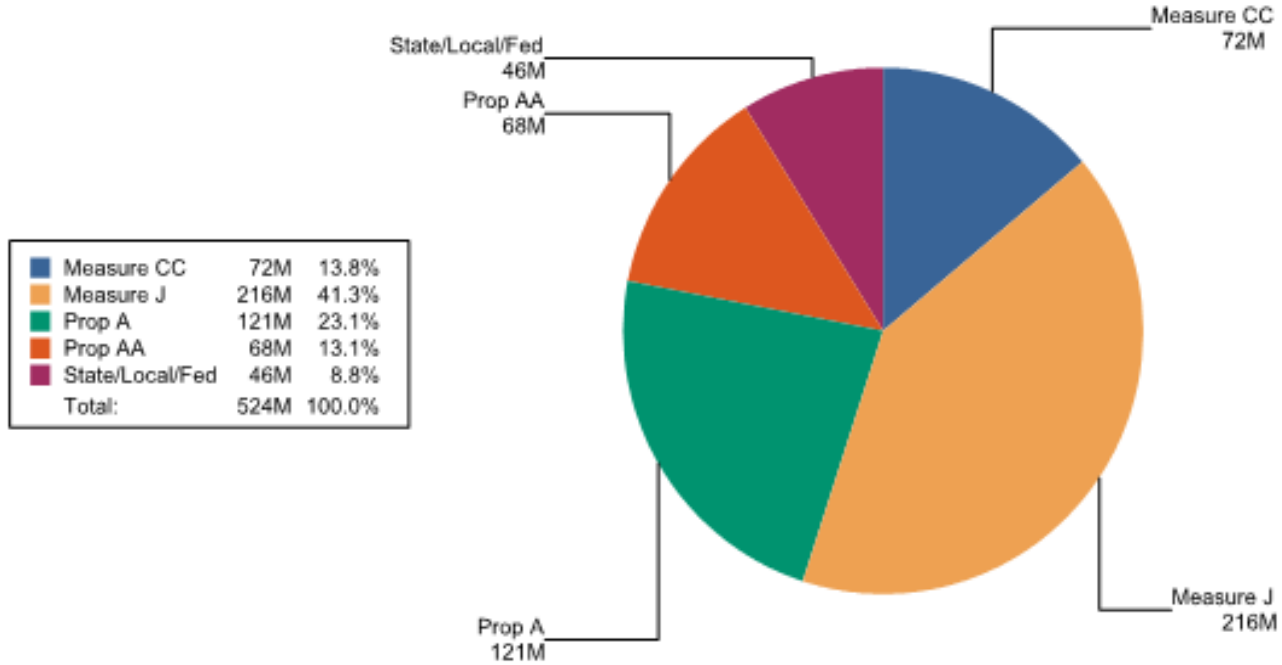


Los Angeles Mission College (LAMC) is committed to maintaining high academic standards, promoting student success, and creating opportunities for life-long learning. Throughout its 30-year history, community support and involvement has been one of Mission College's most valued resources. The campus is located in Sylmar and maintains strong, historical ties to the neighboring communities of San Fernando, Pacoima, Mission Hills, North Hills, Lakeview Terrace, Arleta, Sun Valley and Granada Hills.

Although it is one the youngest colleges in the Los Angeles Community College District, LAMC is home to some of the most unique and robust educational programs. In the heart of the original west campus is the Family and Consumers Studies Building funded and built by the Bond program. Home to Mission College's Culinary Arts degree program and at the forefront of the Food Services Management education, this LEED Gold building features a 77,000 square foot, two-story structure and a Culinary Facility and Bookstore. Another notable Bond project is the East Complex, a 95,300 square foot building providing space for health sciences, applied sciences, and technology teaching facilities. The East Complex also provides lab space for green technology courses and is certified LEED Platinum. The Arts, Media & Performance building is now complete.

# LOS ANGELES MISSION COLLEGE - PROGRAM FUNDING/COLLEGE BUDGET

## PROGRAM FUNDING



## COLLEGE BUDGET

Cost Type "Bucket"	[a] Current Budget	[b] Contracted	[c] Expended	[d] Estimate at Completion	[e]=[a]-[d] Budget Variance
Construction	\$353,723,439	\$296,020,328	\$281,474,357	\$355,690,486	\$(1,967,047)
Program & Project Management	\$50,667,518	\$45,473,643	\$45,235,688	\$50,612,492	\$55,026
Owner's Reserve	\$2,320,173	\$0	\$0	\$953,745	\$1,366,429
Furniture, Fixtures & Equipment	\$22,989,612	\$17,124,504	\$16,851,999	\$23,019,172	\$(29,560)
Asset, Move, Legal/Audit & Specialty	\$11,724,026	\$9,230,178	\$9,208,686	\$11,721,875	\$2,151
Land Acquisition	\$14,088,970	\$14,088,970	\$14,088,970	\$14,088,970	\$0
Programming & Design	\$68,171,359	\$60,848,632	\$60,330,149	\$67,598,357	\$573,002
<b>Total Budget</b>	<b>\$523,685,097</b>	<b>\$442,786,255</b>	<b>\$427,189,849</b>	<b>\$523,685,097</b>	<b>\$0</b>



## LOS ANGELES MISSION COLLEGE - SUB-PROJECT LIST

### SUB-PROJECTS

Sub-Project ID	Project/Building Name	Status	[a] Current Budget	[b] Estimate at Completion	[c]=[a]-[b] Budget Variance	Academic Occupancy Date
04M-402.01	Health and PE, Fitness Center Utility Interconnection	In Design	\$1,061,844	\$1,061,844	\$0	04/28/2019
04M-406.01	Student Services/Admin Swing Space	In Const Procurement	\$3,204,857	\$3,204,857	\$0	12/10/2018
04M-406.02	Student Services Center/Admin Building (Phase 2)	In Programming	\$70,842,332	\$70,842,332	\$0	02/06/2023
04M-418.01	East Campus Utility Interconnection	In Design	\$1,029,178	\$1,029,178	\$0	04/28/2019
04M-425.00	Central Energy Plant	In Construction	\$18,417,548	\$18,417,548	\$0	09/09/2019
<b>Total Active Subprojects</b>			<b>\$94,555,759</b>	<b>\$94,555,759</b>	<b>\$0</b>	
04M-473.15	Pedestrian Access & Street Improvements	Deferred	\$109,862	\$109,862	\$0	
04M-485.00	Traffic Mitigation	Deferred	\$46,646	\$46,646	\$0	01/01/2021
<b>Total Pending Subprojects</b>			<b>\$156,508</b>	<b>\$156,508</b>	<b>\$0</b>	
Cancelled*			\$9,020,801	\$9,020,801	\$0	
Completed*			\$361,259,276	\$360,690,757	\$568,518	
Land Aquisition			\$17,762,044	\$17,762,044	\$0	
Master Plan			\$4,304,985	\$4,304,985	\$0	
Miscellaneous			\$317,905	\$317,905	\$0	
Procurement			\$36,139	\$36,139	\$0	
Support Services			\$36,271,679	\$36,840,197	\$(568,518)	
<b>All Remaining Subprojects</b>			<b>\$428,972,829</b>	<b>\$428,972,828</b>	<b>\$0</b>	
<b>Total Los Angeles Mission College Subprojects</b>			<b>\$523,685,096</b>	<b>\$523,685,095</b>	<b>\$0</b>	

# LOS ANGELES PIERCE COLLEGE PROJECT HIGHLIGHTS

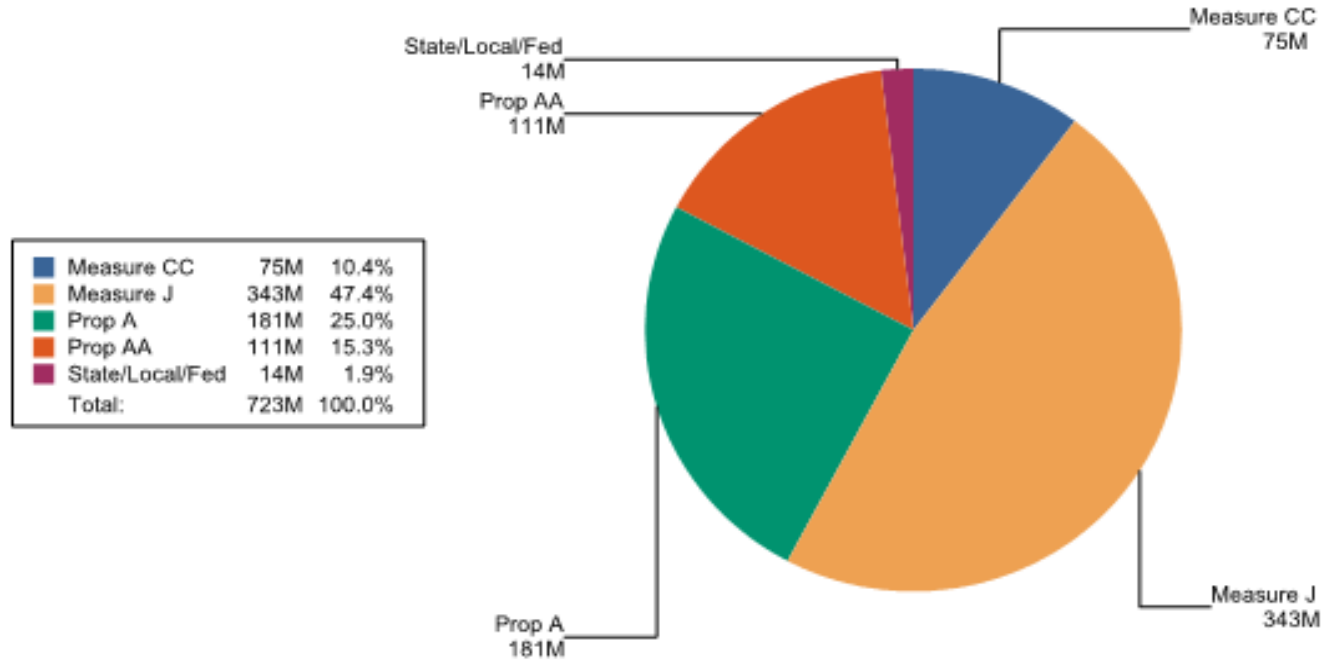


Founded in 1947, Los Angeles Pierce College offers more than 77 academic disciplines and 112 degree and certificate programs. Located on 426 acres in the western San Fernando Valley, Pierce College has combined its 65-year agricultural college heritage with the need for technology focused classes throughout its construction program.

Los Angeles Pierce College is home to two transformative, benchmark projects. The first is the Center for Sciences, featuring a Planetarium and an animal science center and the second is the LEED Platinum awarded Library Learning Crossroads building, which houses the Center for Academic Success, the First Year Experience Center and the Food Court. In addition, the BuildLACCD Bond Program has revitalized the campus by constructing vibrant centers for student learning and support, including the Student Services Building, College Services Building, Child Development Center and the modernized Business Education, and Visual & Performing Arts facilities.

# LOS ANGELES PIERCE COLLEGE - PROGRAM FUNDING/COLLEGE BUDGET

## PROGRAM FUNDING



## COLLEGE BUDGET

Cost Type "Bucket"	[a] Current Budget	[b] Contracted	[c] Expended	[d] Estimate at Completion	[e]=[a]-[d] Budget Variance
Owner's Reserve	\$3,672,862	\$0	\$0	\$3,672,862	\$0
Furniture, Fixtures & Equipment	\$25,852,873	\$18,046,559	\$17,945,059	\$25,854,141	\$(1,269)
Asset, Move, Legal/Audit & Specialty	\$13,079,369	\$9,494,772	\$9,493,172	\$13,079,369	\$0
Program & Project Management	\$66,847,845	\$57,098,366	\$56,751,687	\$66,846,895	\$950
Land Acquisition	\$1,953	\$(69,102)	\$(69,102)	\$1,953	\$0
Programming & Design	\$73,233,820	\$61,304,123	\$56,620,485	\$73,233,820	\$0
Construction	\$540,746,690	\$382,186,495	\$351,650,810	\$540,746,371	\$319
<b>Total Budget</b>	<b>\$723,435,412</b>	<b>\$528,061,213</b>	<b>\$492,392,111</b>	<b>\$723,435,411</b>	<b>\$0</b>

# LOS ANGELES PIERCE COLLEGE - SUB-PROJECT LIST

## SUB-PROJECTS

Sub-Project ID	Project/Building Name	Status	[a] Current Budget	[b] Estimate at Completion	[c]=[a]-[b] Budget Variance	Academic Occupancy Date
05P-521.00	Horticulture Building	In Design	\$74,049	\$74,049	\$0	02/13/2024
05P-521.03	Horticulture Facility	In Design	\$9,247,328	\$9,247,328	\$0	02/13/2024
05P-527.04	P.E. Facilities - Improvements	In Des. Procurement	\$2,020,438	\$2,020,438	\$0	08/30/2021
05P-533.01	Digital Arts and Media Improvements	In Programming	\$4,000,000	\$4,000,000	\$0	08/30/2021
05P-533.02	Multi-Purpose Academic and Workforce Education Building	In Pre-Programming	\$63,500,000	\$63,500,000	\$0	04/16/2025
05P-534.00	Agricultural Education Center	In DB Procurement	\$18,939,443	\$18,939,443	\$0	01/03/2022
05P-535.03	SLE - South of Mall - Classroom Modernization/Technology/Low Voltage	In Design	\$17,901,009	\$17,901,009	\$0	01/03/2022
05P-535.10	SLE - Center for the Sciences Technology Upgrades	In Des. Procurement	\$2,215,428	\$2,215,428	\$0	06/14/2021
05P-535.11	Campus-wide Security Upgrade	In Construction	\$0	\$0	\$0	07/16/2019
05P-536.00	Expanded Automotive and New Technical Education Facilities	In Design	\$36,834,712	\$36,834,712	\$0	08/30/2021
05P-542.03	Landscape Masterplan at Botanical Garden	In Pre-Programming	\$9,000,000	\$9,000,000	\$0	04/23/2026
05P-542.04	Temporary Village Restoration	In Pre-Programming	\$2,500,000	\$2,500,000	\$0	03/24/2026
05P-542.07	SLE - South of Mall - ADA/Landscaping	In Design	\$1,266,087	\$1,266,087	\$0	09/22/2021
05P-543.02	Parking Lots and Roadways - Anthropology/Geography	In Construction	\$3,835,229	\$3,835,229	\$0	06/10/2019
05P-543.03	Mason Reroute	In Construction	\$4,356,312	\$4,356,312	\$0	06/10/2019
05P-544.05	Central Plant Expansion - West Central Plant	At DSA	\$5,769,236	\$5,769,236	\$0	01/06/2021
<b>Total Active Subprojects</b>			<b>\$181,459,271</b>	<b>\$181,459,271</b>	<b>\$0</b>	
05P-533.00	Digital Arts and Media Building	Deferred	\$1,650,311	\$1,650,311	\$0	04/16/2025
05P-542.02	Landscaping - Park, Access Road, DeSoto and Mason Entrances	Future	\$6,073,920	\$6,073,920	\$0	01/12/2024
05P-543.01	Lot 5 & 6 East	Deferred	\$75,678	\$75,678	\$0	02/17/2025
05P-543.04	Village Road	Deferred	\$5,731	\$5,731	\$0	12/23/2025
05P-544.01	Infrastructure - Campus-Wide Utilities Extensions	Future	\$2,820,835	\$2,820,835	\$0	02/14/2023
05P-575.00	Restrooms Renovations Campus	Future	\$263,455	\$263,455	\$0	04/26/2023
<b>Total Pending Subprojects</b>			<b>\$10,889,930</b>	<b>\$10,889,930</b>	<b>\$0</b>	
Cancelled*			\$2,577,908	\$2,577,908	\$0	

## LOS ANGELES PIERCE COLLEGE - SUB-PROJECT LIST

Completed*	\$462,500,345	\$462,500,345	\$0
Land Aquisition	\$4,474	\$4,474	\$0
Master Plan	\$3,455,513	\$3,455,513	\$0
Miscellaneous	\$97,556	\$97,556	\$0
Procurement	\$68,056	\$68,056	\$0
Support Services	\$62,382,358	\$62,382,358	\$0
<b>All Remaining Subprojects</b>	<b>\$531,086,210</b>	<b>\$531,086,210</b>	<b>\$0</b>
<b>Total Pierce College Subprojects</b>	<b>\$723,435,411</b>	<b>\$723,435,411</b>	<b>\$0</b>



# LOS ANGELES SOUTHWEST COLLEGE PROJECT HIGHLIGHTS

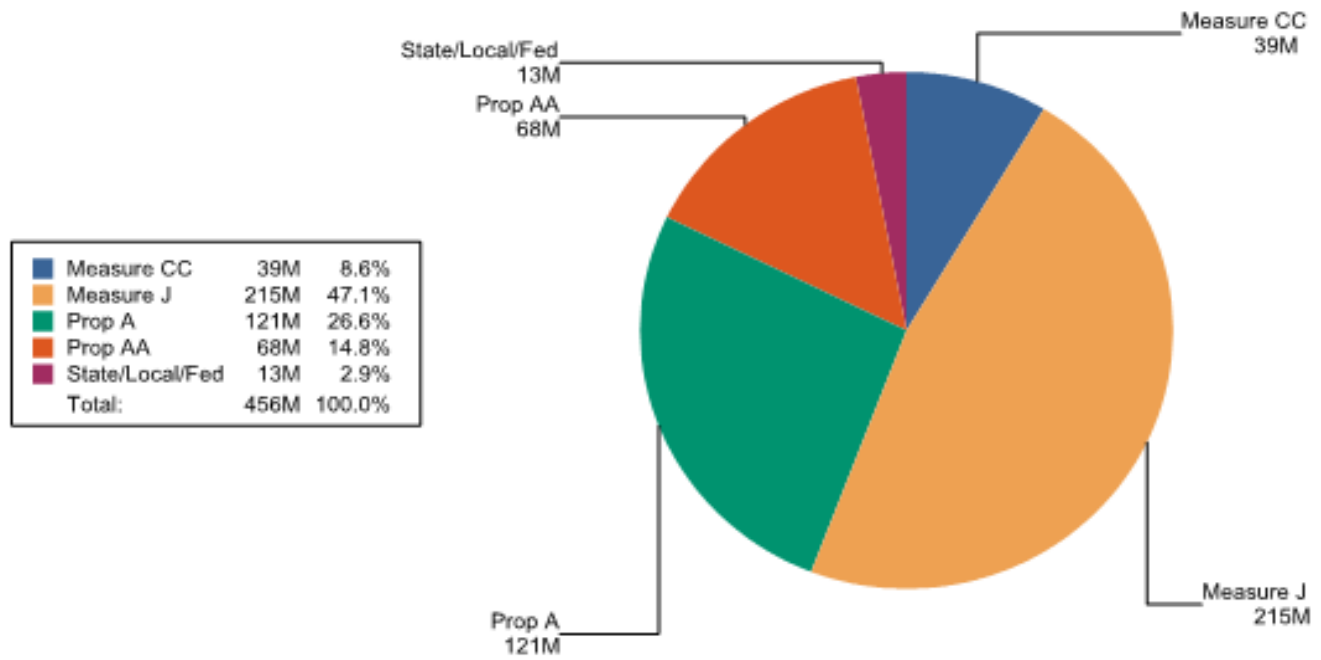


Los Angeles Southwest College's service area consists of 45 square miles that includes parts of the City of Los Angeles, unincorporated sections of the 2nd Supervisorial District in Los Angeles County, as well as portions of Gardena, Hawthorne, and Inglewood. For 50 years, LASC has focused its resources on empowering a diverse student population by helping them achieve their academic and career goals. As a result of projects completed through the BuildLACCD program, the campus has experienced a dramatic transformation in recent years. Notable new facilities include a comprehensive child development center, student bookstore, a football stadium and track and a field house.

The newest building on campus is the School of Career Technical Education building, which serves as a center for the business department, workforce development and corporate relations offices, career center and a variety of shared support space functions. This recently opened building has been awarded Leadership in Energy & Environmental Design (LEED) Platinum status, the highest certification level for green buildings, in part due to its use of energy systems, water conservation approach, sustainable materials and overall indoor environmental quality. LASC's campus is now home to one of the most innovative performing arts facilities in the world - the Little Theater, located in the Cox Building. Theater upgrades included modernized seating, stage, advanced stage lighting and sound controls, as well as new department office space, all designed to expand the creative capacity for students pursuing a career in performance arts. The Cox Building includes the upgraded 9,000 SF Cox Annex housing the offices of the president and administrative services, vice president, as well as the institutional effectiveness, public information and future technology facilities. Additionally, the Cox Building features a new passenger elevator and mechanical shafts that act as a link between the Annex and all five levels of the building, and upgraded heating, ventilation, and air conditioning system connections to the college's Central Plant.

# LOS ANGELES SOUTHWEST COLLEGE - PROGRAM FUNDING/COLLEGE BUDGET

## PROGRAM FUNDING



## COLLEGE BUDGET

Cost Type "Bucket"	[a] Current Budget	[b] Contracted	[c] Expended	[d] Estimate at Completion	[e]=[a]-[d] Budget Variance
Furniture, Fixtures & Equipment	\$17,682,744	\$16,044,460	\$16,038,126	\$17,682,744	\$0
Owner's Reserve	\$238,485	\$0	\$0	\$238,485	\$0
Program & Project Management	\$45,542,780	\$40,775,862	\$40,609,750	\$45,542,780	\$0
Asset, Move, Legal/Audit & Specialty	\$10,548,861	\$8,850,002	\$8,850,002	\$10,548,861	\$0
Construction	\$332,577,492	\$285,224,489	\$270,758,487	\$332,577,492	\$0
Land Acquisition	\$1,428,194	\$1,428,194	\$1,428,194	\$1,428,194	\$0
Programming & Design	\$48,124,133	\$43,894,216	\$43,670,118	\$48,124,133	\$0
<b>Total Budget</b>	<b>\$456,142,689</b>	<b>\$396,217,223</b>	<b>\$381,354,677</b>	<b>\$456,142,689</b>	<b>\$0</b>

## LOS ANGELES SOUTHWEST COLLEGE - SUB-PROJECT LIST

### SUB-PROJECTS

Sub-Project ID	Project/Building Name	Status	[a] Current Budget	[b] Estimate at Completion	[c]=[a]-[b] Budget Variance	Academic Occupancy Date
06S-602.00	Student Union	In Pre-Programming	\$37,561,875	\$37,561,875	\$0	09/23/2022
06S-618.01	School of Science	In Construction	\$44,817,605	\$44,817,605	\$0	12/04/2019
06S-623.01	Central Plant Improvements	In Design	\$4,480,293	\$4,480,293	\$0	04/10/2020
06S-663.04	West Campus - Barrier Removal	In Construction	\$465,065	\$465,065	\$0	11/02/2018
06S-679.10	Campus Wide Utilities Improvements	In Des. Procurement	\$10,178,187	\$10,178,187	\$0	04/08/2021
<b>Total Active Subprojects</b>			<b>\$97,503,025</b>	<b>\$97,503,025</b>	<b>\$0</b>	
06S-632.00	School of Arts and Humanities	Deferred	\$5,586,600	\$5,586,600	\$0	
06S-662.00	Campus Wide Security Upgrades	Future	\$997,326	\$997,326	\$0	
<b>Total Pending Subprojects</b>			<b>\$6,583,926</b>	<b>\$6,583,926</b>	<b>\$0</b>	
Cancelled*			\$2,468,026	\$2,468,026	\$0	
Completed*			\$309,832,710	\$309,832,710	\$0	
Land Aquisition			\$1,902,283	\$1,902,283	\$0	
Master Plan			\$2,634,520	\$2,634,520	\$0	
Procurement			\$48,706	\$48,706	\$0	
Support Services			\$35,169,493	\$35,169,493	\$0	
<b>All Remaining Subprojects</b>			<b>\$352,055,738</b>	<b>\$352,055,738</b>	<b>\$0</b>	
<b>Total Los Angeles Southwest College Subprojects</b>			<b>\$456,142,689</b>	<b>\$456,142,689</b>	<b>\$0</b>	



# LOS ANGELES TRADE-TECH COLLEGE PROJECT HIGHLIGHTS

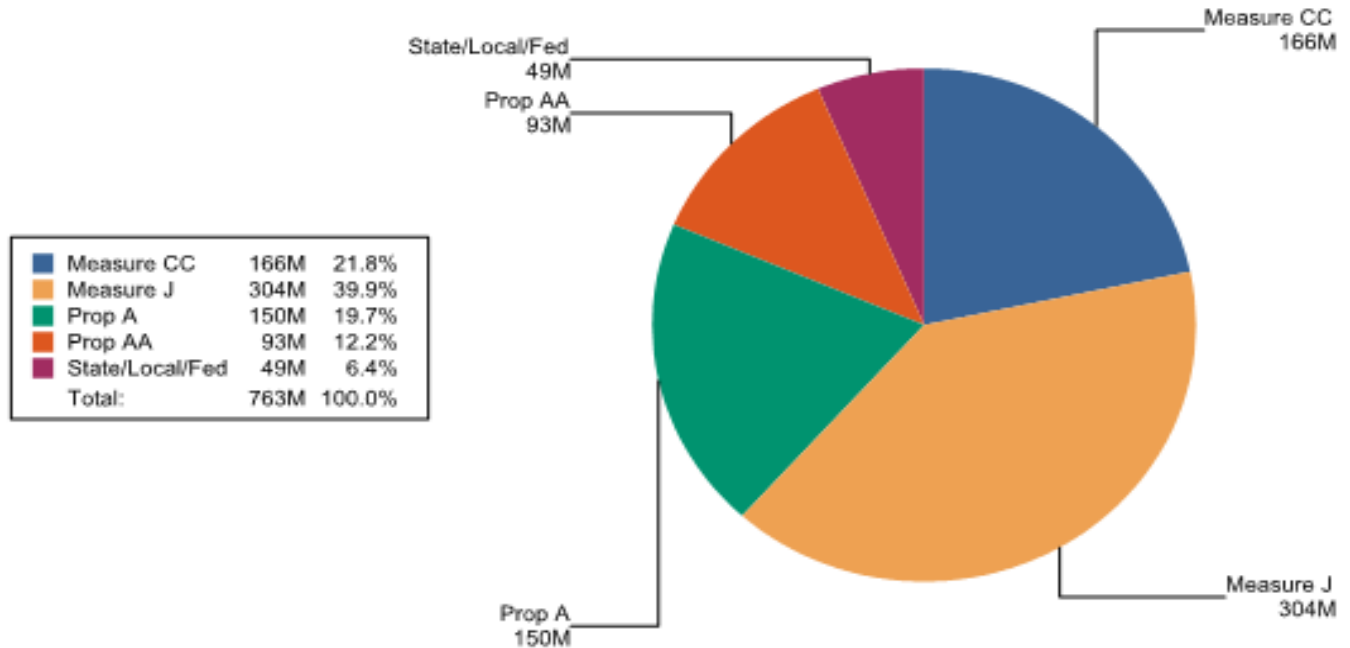


Founded in 1925, Los Angeles Trade Technical College (LATTTC) is the oldest of the nine colleges in the Los Angeles Community College District. LATTTC is well known for offering students, adults and the community high-quality academic, technical and professional educational opportunities. Continuing its legacy of high quality educational programs, LATTTC is opening a new classroom building, a student services building, laboratories, parking facilities, athletic field and centers for child development, construction trades, technical education, culinary/hospitality arts, and performing arts /entertainment all built with Bond and State funds.

LATTTC is fast becoming a global leader recognized for effectively incorporating leading-edge theories, proven educational practices, hands-on experiences, technology in career-technical and professional programs, and four year transfer - in organized pathways. LATTTC has re-engineered its institutional practices, taking the college to a new level and becoming a national and international leader in meeting students' needs. Most recently, LATTTC has benefitted from its share of voter approved bond funds allowing it to complete, upgrade or build many of its campus learning facilities. Among some of its newest iconic structures are the brand new portion of the Learning Resources Center (Mariposa Hall), South Campus Juniper Hall (Student Services Building) and Aspen Hall (Liberal Arts Pathway), and soon to begin Culinary Arts Building, which will be home to the college's culinary arts instructional programs, a servery, multi-purpose dining room, new classrooms, offices and a student lounge; the Grand Ave Blue Line enhancement project providing a redeveloped campus gateway on the corner of Grand Ave and Washington Blvd; and the new Construction Technology building already to house the Construction, Maintenance and Utilities Pathway.

# LOS ANGELES TRADE-TECH COLLEGE - PROGRAM FUNDING/COLLEGE BUDGET

## PROGRAM FUNDING



## COLLEGE BUDGET

Cost Type "Bucket"	[a] Current Budget	[b] Contracted	[c] Expended	[d] Estimate at Completion	[e]=[a]-[d] Budget Variance
Construction	\$537,974,473	\$345,422,276	\$298,083,197	\$537,759,614	\$214,859
Programming & Design	\$66,598,492	\$56,768,930	\$54,092,823	\$66,770,315	\$(171,823)
Owner's Reserve	\$2,734,970	\$0	\$0	\$2,578,030	\$156,940
Land Acquisition	\$51,636,512	\$51,636,512	\$51,636,512	\$51,636,512	\$0
Asset, Move, Legal/Audit & Specialty	\$9,489,927	\$6,837,878	\$6,831,381	\$9,657,907	\$(167,979)
Program & Project Management	\$62,194,577	\$47,639,231	\$47,524,794	\$62,194,577	\$0
Furniture, Fixtures & Equipment	\$32,319,156	\$20,996,056	\$20,990,076	\$32,351,152	\$(31,996)
<b>Total Budget</b>	<b>\$762,948,108</b>	<b>\$529,300,883</b>	<b>\$479,158,783</b>	<b>\$762,948,107</b>	<b>\$0</b>



# LOS ANGELES TRADE-TECH COLLEGE - SUB-PROJECT LIST

## SUB-PROJECTS

Sub-Project ID	Project/Building Name	Status	[a] Current Budget	[b] Estimate at Completion	[c]=[a]-[b] Budget Variance	Academic Occupancy Date
07T-709.02	Art and Culinary Arts Building - Phase 2	At DSA	\$67,106,029	\$67,106,029	\$0	02/10/2020
07T-709.06	Restroom Building	At DSA	\$355,500	\$355,500	\$0	02/10/2020
07T-710.12	Grand Theater	In Programming	\$9,476,288	\$9,476,288	\$0	01/04/2021
07T-714.02	Construction Technology Building	In Design	\$184,204,891	\$184,204,891	\$0	08/28/2023
07T-714.06	Construction Technology Yard and Storage Building - Phase II	In Const Procurement	\$2,788,403	\$2,788,403	\$0	06/17/2019
07T-721.01	South Campus Athletic Field	At DSA	\$2,426,151	\$2,426,151	\$0	02/10/2020
07T-726.00	Miscellaneous Improvements - Mariposa Hall (LRC)	In Programming	\$630,942	\$630,942	\$0	06/14/2021
07T-726.01	Miscellaneous Improvements - Oak Hall (CTE_F)	In Programming	\$21,644,200	\$21,644,200	\$0	06/14/2021
07T-726.02	Miscellaneous Improvements - Cedar Hall (EAHSC_K)	In Programming	\$3,068,869	\$3,068,869	\$0	06/14/2021
07T-726.03	Miscellaneous Improvements - Cypress Hall (FFA_D)	In Programming	\$1,875,456	\$1,875,456	\$0	08/30/2021
07T-772.05	Upgrade Campus Main Electrical Distribution System	In Design	\$4,159,024	\$4,159,024	\$0	08/31/2020
07T-773.05	Grand Avenue Enhancement Phase 1	In Construction	\$3,171,644	\$3,171,556	\$88	09/02/2019
07T-773.06	Blue Line Station Extension	In Construction	\$4,332,829	\$4,332,829	\$0	01/07/2019
07T-779.17	Upgrade Existing Temporary South Tent	At DSA	\$95,182	\$95,182	\$0	01/06/2020
07T-779.18	Demolish Temporary North Tent	At DSA	\$95,199	\$95,199	\$0	08/27/2018
<b>Total Active Subprojects</b>			<b>\$305,430,607</b>	<b>\$305,430,519</b>	<b>\$88</b>	
07T-709.03	Demolition of Culinary Arts - H	Deferred	\$0	\$0	\$0	
07T-709.04	Renovate Sage Hall	Deferred	\$18,660	\$18,660	\$0	
07T-710.11	Performing Arts & Entertainment Center - Modernization	Deferred	\$2,855,208	\$2,855,208	\$0	
07T-711.08	Renovate Sequoia Hall	Deferred	\$33,113	\$33,113	\$0	
07T-713.08	Math & Science Building "K" Fourth Floor Renovation	Deferred	\$1,047	\$1,047	\$0	
07T-714.04	Construction Technology Utility Building	Deferred	\$15,287	\$15,287	\$0	
07T-714.05	Demolition of Construction Technology Building "B"	Deferred	\$4,733,251	\$4,733,251	\$0	
07T-715.04	Fashion and Fine Arts Center - Modernization	Deferred	\$213,845	\$213,845	\$0	
07T-715.06	Demo of Toyon Hall	Deferred	\$60,887	\$60,887	\$0	01/02/2023
07T-722.00	Facilities M&O Headquarters	Deferred	\$117,080	\$117,080	\$0	08/30/2022

## LOS ANGELES TRADE-TECH COLLEGE - SUB-PROJECT LIST

07T-727.01	Wellness Sports and Preventive Health Center	Deferred	\$114,754	\$114,754	\$0
07T-775.00	Campus-Wide Improvements - Restrooms - Modernize, Construct	Deferred	\$0	\$0	\$0
07T-779.14	North Quad Site Development	Deferred	\$430,452	\$430,452	\$0
<b>Total Pending Subprojects</b>			<b>\$8,593,584</b>	<b>\$8,593,584</b>	<b>\$0</b>
Cancelled*			\$309,223	\$309,223	\$0
Completed*			\$348,823,808	\$348,980,837	\$(157,028)
Deferred			\$0	\$0	\$0
Land Aquisition			\$53,260,689	\$53,260,689	\$0
Master Plan			\$1,675,174	\$1,675,174	\$0
Procurement			\$756	\$756	\$0
Support Services			\$44,854,265	\$44,697,325	\$156,940
<b>All Remaining Subprojects</b>			<b>\$448,923,915</b>	<b>\$448,924,004</b>	<b>\$(88)</b>
<b>Total Los Angeles Trade-Tech College Subprojects</b>			<b>\$762,948,106</b>	<b>\$762,948,107</b>	<b>\$0</b>

# LOS ANGELES VALLEY COLLEGE PROJECT HIGHLIGHTS



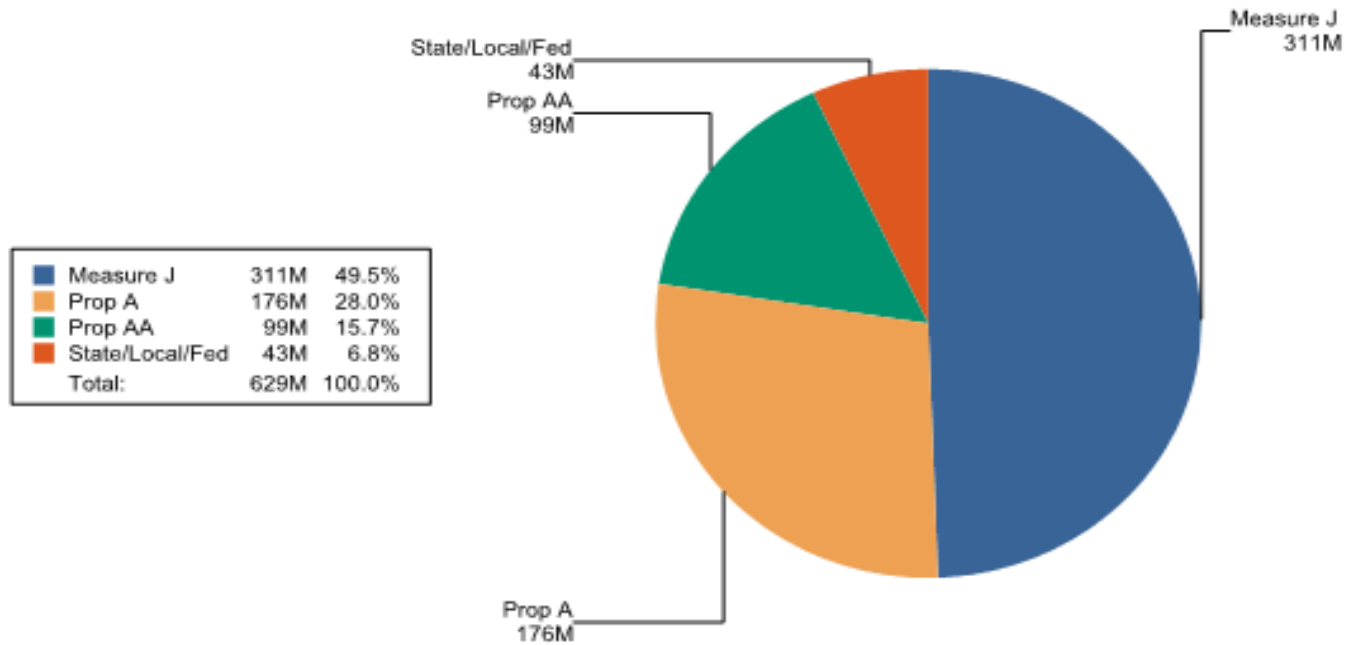
Los Angeles Valley College (LAVC) is located in the heart of Los Angeles's San Fernando Valley. Founded in 1949, LAVC is an urban oasis containing over 1,800 trees and plants. This earned LAVC the first Tree Campus USA designation in California, and earned multiple times since. Over 140 associate degree programs and certificate programs are offered at LAVC. Popular majors include Accounting, Administration of Justice, Biology, Business Management, Child Development, Computer Applications & Office Technology, Engineering, Fire Technology, Liberal Arts & Sciences, Mathematics, Media Arts, Music, Psychology, Registered Nursing, Respiratory Therapy, and Sociology.

The community surrounding LAVC is home to hundreds of movie and television industry professionals and the college embraces these industries into its educational and facility master plans. Currently in design, LAVC will soon be home to the Valley Academic and Cultural Center, which will feature a new two-story, 118,000 SF media and performing arts center including theaters, smart classrooms, labs, and production/control rooms.

Recently completed projects that support student success include the new Library and Academic Resource Center, recognized as one of the San Fernando Valley's largest libraries. Outside of study time, the center of student activity can be found in the new Student Union (Monarch Center and Parking Structure), which features a 66,000 GSF building, bookstore, cafeteria, health center, and other facilities for student functions including a new 1,200 space parking garage. Also completed is the two story 70,000 SF Administration and Career Advancement building, which will provides office space for the college administration and workforce development programs along with 13 new classrooms and a conference center.

# LOS ANGELES VALLEY COLLEGE - PROGRAM FUNDING/COLLEGE BUDGET

## PROGRAM FUNDING



## COLLEGE BUDGET

Cost Type "Bucket"	[a] Current Budget	[b] Contracted	[c] Expended	[d] Estimate at Completion	[e]=[a]-[d] Budget Variance
Asset, Move, Legal/Audit & Specialty	\$10,269,522	\$9,679,108	\$9,581,725	\$10,259,339	\$10,184
Furniture, Fixtures & Equipment	\$33,421,830	\$28,112,215	\$27,974,027	\$33,430,742	\$(8,912)
Program & Project Management	\$60,197,105	\$56,809,186	\$56,320,831	\$60,295,509	\$(98,405)
Construction	\$457,235,974	\$420,331,990	\$362,889,769	\$457,133,029	\$102,946
Owner's Reserve	\$5,650	\$5,650	\$5,650	\$5,650	\$0
Land Acquisition	\$893	\$893	\$893	\$893	\$0
Programming & Design	\$68,245,805	\$65,484,178	\$62,962,223	\$68,251,618	\$(5,813)
<b>Total Budget</b>	<b>\$629,376,779</b>	<b>\$580,423,220</b>	<b>\$519,735,118</b>	<b>\$629,376,780</b>	<b>\$0</b>



# LOS ANGELES VALLEY COLLEGE - SUB-PROJECT LIST

## SUB-PROJECTS

Sub-Project ID	Project/Building Name	Status	[a] Current Budget	[b] Estimate at Completion	[c]=[a]-[b] Budget Variance	Academic Occupancy Date
08V-801.00	Valley Academic and Cultural Center	In Construction	\$114,176,393	\$114,176,393	\$0	06/15/2020
08V-803.01	Allied Health & Science Center	In Const Procurement	\$3,588,269	\$3,588,269	\$0	08/26/2019
08V-819.02	Campus Center Building - Basement and 1st Floor	In Programming	\$2,728,804	\$2,728,804	\$0	04/27/2022
08V-819.05	Campus Center - Alpha Data Center Upgrade	In Programming	\$1,057,500	\$1,057,500	\$0	04/27/2022
08V-825.01	Gym Complex Phase 2	In Const Procurement	\$2,027,724	\$2,027,724	\$0	06/17/2019
08V-845.00	Energy Infrastructure and Security System Improvements	In GMP Development	\$11,943,827	\$11,943,827	\$0	06/27/2019
<b>Total Active Subprojects</b>			<b>\$135,522,517</b>	<b>\$135,522,517</b>	<b>\$0</b>	
08V-823.01	Motion Picture Renovation	Deferred	\$62,931	\$62,931	\$0	
08V-844.00	Sustainable Mall	Deferred	\$172,707	\$172,707	\$0	09/19/2023
08V-847.00	New Planetarium Expansion	Future	\$151,440	\$151,440	\$0	06/17/2024
08V-872.00	Campus-Wide Improvements - Emergency Lighting, Fire Alarm and Security System	Future	\$1,723,576	\$1,723,576	\$0	08/16/2023
08V-873.10	RWGPL - Parking Lots H and J	Future	\$26,393	\$26,393	\$0	03/20/2023
08V-876.09	Demolition - Bungalows 80-85	Future	\$54,121	\$54,121	\$0	04/20/2023
08V-876.10	Demolition of Theater Arts Building	Deferred	\$0	\$0	\$0	12/21/2020
<b>Total Pending Subprojects</b>			<b>\$2,191,168</b>	<b>\$2,191,168</b>	<b>\$0</b>	
Cancelled*			\$0	\$0	\$0	
Completed*			\$427,522,346	\$427,522,346	\$0	
Master Plan			\$10,496,313	\$10,496,313	\$0	
Miscellaneous			\$1,192,844	\$1,192,844	\$0	
Procurement			\$49,992	\$49,992	\$0	
Support Services			\$52,401,600	\$52,401,600	\$0	
<b>All Remaining Subprojects</b>			<b>\$491,663,095</b>	<b>\$491,663,095</b>	<b>\$0</b>	
<b>Total Los Angeles Valley College Subprojects</b>			<b>\$629,376,780</b>	<b>\$629,376,780</b>	<b>\$0</b>	

# WEST LOS ANGELES COLLEGE PROJECT HIGHLIGHTS

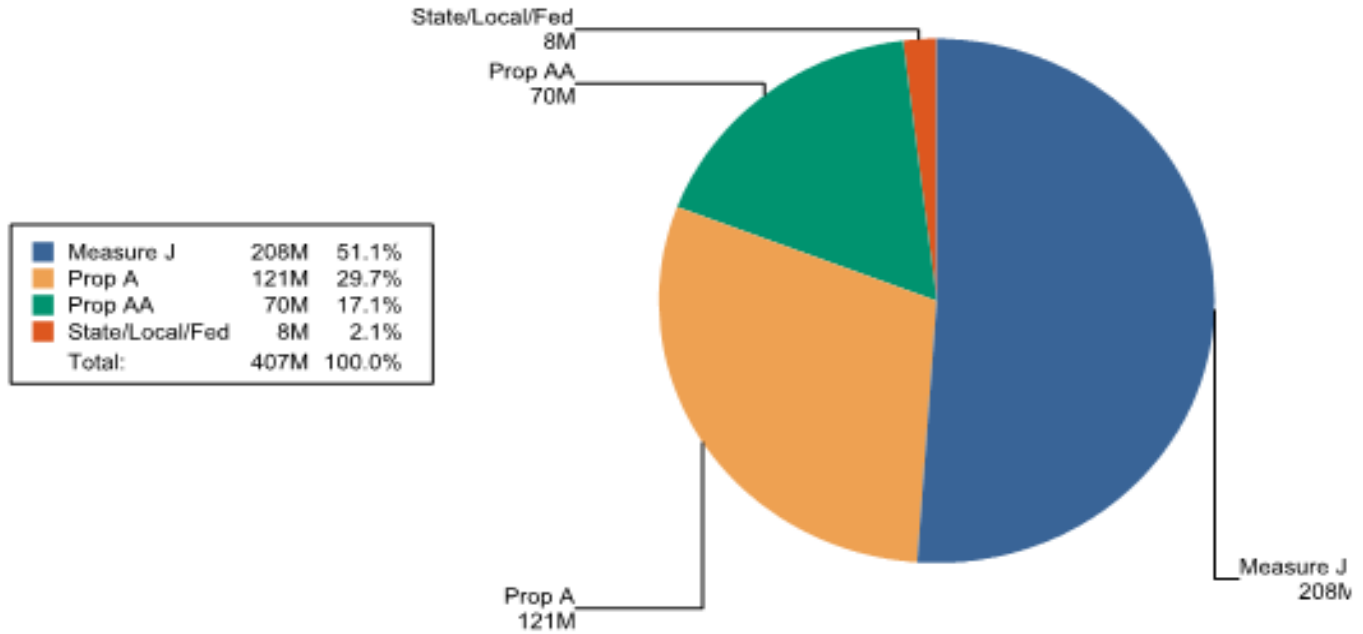


The \$400 million Building Program at West Los Angeles College (WLAC) is aimed at transforming the campus into a 21st Century educational institution. The goals of WLAC's construction program are to provide facilities that support and enhance the Educational Master Plan, improve outdoor gathering spaces, increase green space, enhance pedestrian access, remove vehicular traffic from the center of Campus, clearly define the campus architectural style and increase public awareness of the Campus. Some of the most notable examples of facilities supporting WLAC's Educational Master Plan are the Science and Math Building with its accredited dental hygiene program, the new General Classroom and Student Services buildings, the Heldman Learning Resource Center Renovation, the new parking structure, the pedestrian mall, and the new entrance to the campus via College Boulevard - a half-mile avenue connecting the campus to Jefferson Boulevard.

Of special note is the college's premier Bachelor of Science in Dental Hygiene. Created as a pilot program, WLAC is one of only 12 community colleges in the state selected to offer a Bachelor of Science degree in Dental Hygiene. Housed in the new Science and Math building, Dental Hygiene students have access to state-of-the art classrooms, lecture halls and laboratories. Linking proximity to movie and television studios, WLAC is in the design phase of Watson Center 2 - the Motion Picture/Television Production Crafts (MPTPC) project. Once completed, Watson Center 2 will consist of a new 16,000 gross square foot facility, which includes a Sound Stage, Shop, Prop House, Costume Lab, Faculty Offices, Restrooms and outdoor work areas.

# WEST LOS ANGELES COLLEGE - PROGRAM FUNDING/COLLEGE BUDGET

## PROGRAM FUNDING



## COLLEGE BUDGET

Cost Type "Bucket"	(a) Current Budget	(b) Contracted	(c) Expended	(d) Estimate at Completion	(e)=[a]-[d] Budget Variance
Program & Project Management	\$40,054,704	\$39,055,651	\$38,911,303	\$40,055,038	\$(334)
Land Acquisition	\$47,424,571	\$47,424,571	\$47,424,571	\$47,424,571	\$0
Asset, Move, Legal/Audit & Specialty	\$10,138,567	\$10,055,099	\$10,053,888	\$10,169,920	\$(31,353)
Furniture, Fixtures & Equipment	\$20,045,930	\$18,112,112	\$17,941,402	\$20,271,764	\$(225,834)
Owner's Reserve	\$18,937	\$0	\$0	\$18,937	\$0
Programming & Design	\$53,349,106	\$53,217,697	\$52,809,937	\$53,361,328	\$(12,222)
Construction	\$236,114,082	\$217,218,011	\$198,277,519	\$235,844,338	\$269,744
<b>Total Budget</b>	<b>\$407,145,897</b>	<b>\$385,083,141</b>	<b>\$365,418,620</b>	<b>\$407,145,896</b>	<b>\$0</b>

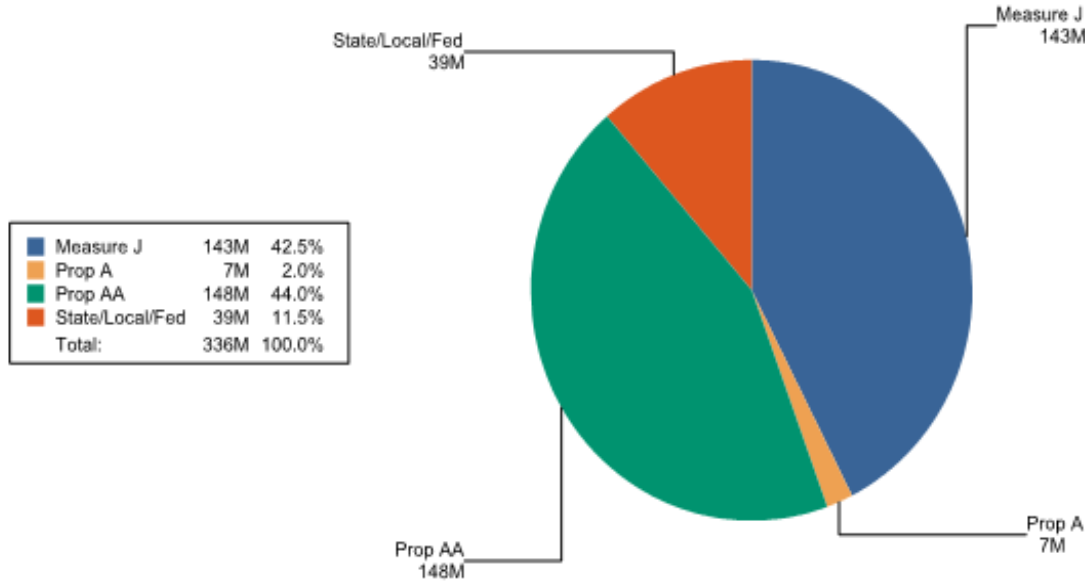
## WEST LOS ANGELES COLLEGE - SUB-PROJECT LIST

SUB-PROJECTS						
Sub-Project ID	Project/Building Name	Status	[a] Current Budget	[b] Estimate at Completion	[c]=[a]-[b] Budget Variance	Academic Occupancy Date
09W-948.00	Plant Facilities Center	In Construction	\$3,424,735	\$3,424,735	\$0	08/16/2018
09W-951.01	Technology Learning Center 2	At DSA	\$27,392,979	\$27,392,979	\$0	06/15/2020
09W-982.00	Watson Center 2	In Const Procurement	\$9,395,332	\$12,028,974	\$(2,633,641)	01/06/2020
<b>Total Active Subprojects</b>			<b>\$40,213,046</b>	<b>\$42,846,688</b>	<b>\$(2,633,641)</b>	
09W-901.02	Science and Math Building - Renovation for Allied Health	Deferred	\$62,290	\$62,290	\$0	
09W-902.01	Heldman Learning Resource Center Renovation - Phase 2	Deferred	\$170,175	\$170,175	\$0	
09W-914.00	Science Center Renovation	Deferred	\$48,647	\$48,647	\$0	
09W-917.00	Fine Arts Building Renovation - Omni - Acoustical Performance Laboratory	Deferred	\$38,276	\$38,276	\$0	
09W-958.00	FA/CE/ATA Renovation	Deferred	\$1,427,577	\$1,427,577	\$0	
09W-979.36	Demolition of Temporary & Obsolete Facilities - Building B1	Deferred	\$4,809	\$4,809	\$0	
09W-979.37	Demolition of Bungalows	Future	\$0	\$0	\$0	05/18/2022
<b>Total Pending Subprojects</b>			<b>\$1,751,774</b>	<b>\$1,751,774</b>	<b>\$0</b>	
Cancelled*			\$20,753,599	\$20,753,599	\$0	
Completed*			\$242,819,661	\$242,819,661	\$0	
Land Aquisition			\$47,594,818	\$47,594,818	\$0	
Master Plan			\$9,139,989	\$9,139,989	\$0	
Miscellaneous			\$8,984	\$8,984	\$0	
Procurement			\$64,863	\$64,863	\$0	
Support Services			\$44,799,161	\$42,165,520	\$2,633,641	
<b>All Remaining Subprojects</b>			<b>\$365,181,075</b>	<b>\$362,547,434</b>	<b>\$2,633,641</b>	
<b>Total West Los Angeles College Subprojects</b>			<b>\$407,145,895</b>	<b>\$407,145,896</b>	<b>\$0</b>	



# SATELLITES AND MULTICAMPUS

## PROGRAM FUNDING



## BUDGET

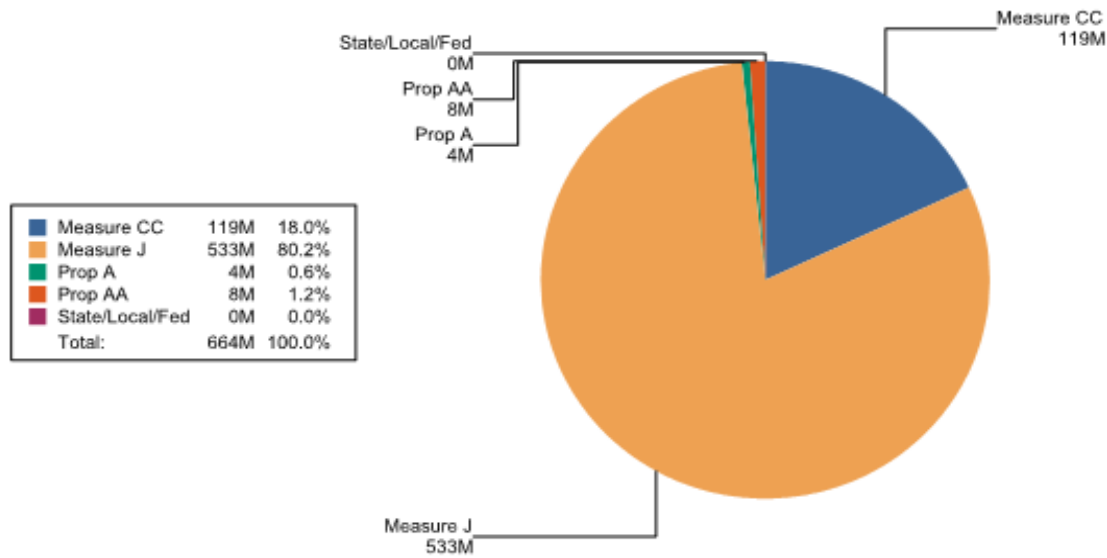
Cost Type "Bucket"	(a) Current Budget	(b) Contracted	(c) Expended	(d) Estimate at Completion	(e)=[a]-[d] Budget Variance
Furniture, Fixtures & Equipment	\$11,878,769	\$7,000,375	\$6,999,613	\$11,842,453	\$36,316
Land Acquisition	\$95,264,936	\$95,262,052	\$95,262,052	\$95,264,936	\$0
Owner's Reserve	\$1,603,506	\$538,986	\$538,986	\$1,603,506	\$0
Asset, Move, Legal/Audit & Specialty	\$7,261,658	\$5,044,966	\$4,972,800	\$7,016,652	\$245,006
Construction	\$178,921,708	\$79,034,554	\$78,231,763	\$179,503,266	\$(581,558)
Program & Project Management	\$19,123,677	\$13,051,040	\$12,950,177	\$18,747,065	\$376,612
Programming & Design	\$22,025,847	\$18,930,359	\$16,762,017	\$22,102,223	\$(76,376)
<b>Total Budget</b>	<b>\$336,080,101</b>	<b>\$218,862,332</b>	<b>\$215,717,408</b>	<b>\$336,080,101</b>	<b>\$0</b>

# SATELLITES AND MULTICAMPUS

SATELLITE AND MULTICAMPUS				
Project Rollup ID	Project/Building Name	[a] Current Budget	[b] Estimate at Completion	[c]=[a]-[b] Budget Variance
10D-078	District 770 HQ	\$51,312,696	\$51,312,696	\$0
10D-108	Health Careers Academy at County General	\$755,652	\$755,652	\$0
40J-404	Mission College - Sunland/Tujunga	\$24,737	\$24,737	\$0
40J-604	Southwest Museum	\$0	\$0	\$0
40J-804	Valley College - Burbank	\$0	\$0	\$0
40J-904	West College - LAX	\$109,302	\$109,302	\$0
Firestone	Firestone Factory Building	\$192,395,892	\$192,395,892	\$0
Northeast	LACCD Van de Kamp Innovation Campus	\$91,481,820	\$91,481,820	\$0
<b>Total Subprojects</b>		<b>\$336,080,099</b>	<b>\$336,080,099</b>	<b>\$0</b>
<b>Total Satellites Subprojects</b>		<b>\$336,080,099</b>	<b>\$336,080,099</b>	<b>\$0</b>

# COLLEGE PROJECT CENTRAL SERVICES

## PROGRAM FUNDING



## COLLEGE BUDGET

Cost Type "Bucket"	[a] Current Budget	[b] Contracted	[c] Expended	[d] Estimate at Completion	[e]=[a]-[d] Budget Variance
Land Acquisition	\$0	\$579	\$579	\$579	\$(579)
Programming & Design	\$5,017,139	\$4,804,685	\$3,426,273	\$4,709,454	\$307,686
Furniture, Fixtures & Equipment	\$21,847,865	\$17,119,719	\$16,664,572	\$21,298,295	\$549,570
Program & Project Management	\$342,870,627	\$233,917,487	\$229,202,843	\$354,134,025	\$(11,263,398)
Construction	\$98,866,742	\$88,921,993	\$75,848,546	\$98,756,360	\$110,382
Asset, Move, Legal/Audit & Specialty	\$195,860,102	\$147,685,133	\$144,423,944	\$185,563,781	\$10,296,321
<b>Total Budget</b>	<b>\$664,462,475</b>	<b>\$492,449,596</b>	<b>\$469,566,757</b>	<b>\$664,462,494</b>	<b>\$(18)</b>

# COLLEGE PROJECT CENTRAL SERVICES

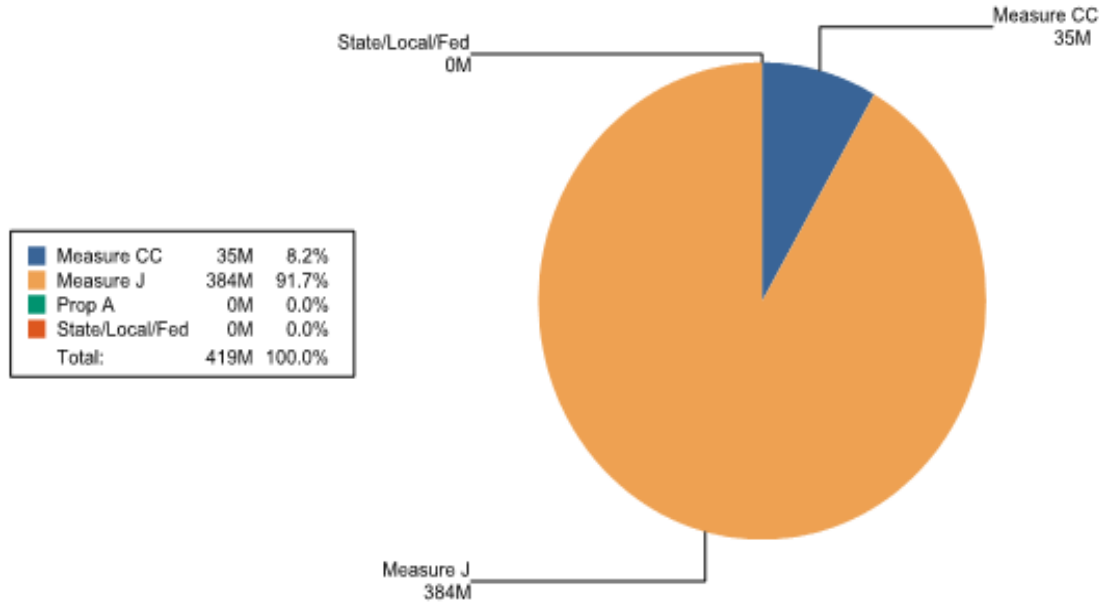
## SUPPORT SERVICES

Project Rollup ID	Project/Building Name	[a] Current Budget	[b] Estimate at Completion	[c]=[a]-[b] Budget Variance
10D-090	Program Holding/Suspense Account	\$1,269,955	\$1,269,973	\$(18)
10D-J87	OCIP	\$15,665	\$15,665	\$0
40J-J10	Resource and Recovery	\$7,686,118	\$7,686,118	\$0
40J-J55	Fixtures Furniture and Equipment	\$24,828,595	\$24,828,595	\$0
40J-J86	Legal	\$49,899,362	\$49,899,362	\$0
40J-J87	OCIP	\$90,967,748	\$90,967,748	\$0
40J-J88	Asset Management	\$29,901,805	\$29,901,805	\$0
40J-J89	Move Management	\$44,303,649	\$44,303,649	\$0
40J-J90	Program Management	\$321,695,404	\$321,695,404	\$0
40J-J91	Project Management	\$1,389,952	\$1,389,952	\$0
40J-J92	Corporate Center	\$1,925,586	\$1,925,586	\$0
40J-J94	Audit	\$13,517,635	\$13,517,635	\$0
40J-J95	Specialty Consulting	\$54,612,341	\$54,612,341	\$0
40J-JPVJOBS	Asset Management- PVJOBS	\$22,448,661	\$22,448,661	\$0
<b>Total Subprojects</b>		<b>\$664,462,476</b>	<b>\$664,462,494</b>	<b>\$(18)</b>
<b>Total College Project Central Services Subprojects</b>		<b>\$664,462,476</b>	<b>\$664,462,494</b>	<b>\$(18)</b>



# DISTRICTWIDE INITIATIVES

## PROGRAM FUNDING



## BUDGET

Cost Type "Bucket"	(a) Current Budget	(b) Contracted	(c) Expended	(d) Estimate at Completion	(e)=[a]-[d] Budget Variance
Asset, Move, Legal/Audit & Specialty	\$132,219,328	\$84,118,963	\$71,727,679	\$135,039,859	\$(2,820,531)
Programming & Design	\$19,536,172	\$17,561,102	\$15,902,706	\$19,979,161	\$(442,990)
Program & Project Management	\$24,496,919	\$17,649,184	\$16,430,677	\$26,917,994	\$(2,421,076)
Construction	\$181,331,477	\$120,029,991	\$107,415,449	\$181,032,870	\$298,607
Furniture, Fixtures & Equipment	\$61,031,324	\$34,984,572	\$33,328,195	\$55,645,335	\$5,385,989
<b>Total Budget</b>	<b>\$418,615,220</b>	<b>\$274,343,812</b>	<b>\$244,804,706</b>	<b>\$418,615,219</b>	<b>\$0</b>

# DISTRICTWIDE INITIATIVES

DISTRICTWIDE INITIATIVES				
Project Rollup ID	Project/Building Name	[a] Current Budget	[b] Estimate at Completion	[c]=[a]-[b] Budget Variance
40J-J01	Energy	\$132,824,823	\$132,824,823	\$0
40J-J02	Transportation and Accessibility Improvements	\$77,076,765	\$77,076,765	\$0
40J-J05	Technology	\$137,400,532	\$137,400,532	\$0
40J-J06	Anti-Graffiti Program	\$1,117,930	\$1,117,930	\$0
40J-J07	Warranty Program	\$3,085,078	\$3,085,078	\$0
40J-J08	Whole Building Commissioning	\$19,811,356	\$19,811,356	\$0
40J-J09	Storm Water Implementation	\$32,298,736	\$32,298,736	\$0
40J-J12	Energy Efficiency / Utility Infrastructure	\$15,000,000	\$15,000,000	\$0
<b>Total Subprojects</b>		<b>\$418,615,220</b>	<b>\$418,615,220</b>	<b>\$0</b>
<b>Total Districtwide Initiatives Subprojects</b>		<b>\$418,615,220</b>	<b>\$418,615,220</b>	<b>\$0</b>

# ACRONYMS AND ABBREVIATIONS

<b>ADA</b>	Americans with Disabilities Act
<b>CMMS</b>	Computerized Maintenance Managing System
<b>DCOC</b>	District Citizens' Oversight Committee
<b>ELAC</b>	East Los Angeles College
<b>ESC</b>	Educational Service Center
<b>FF&amp;E</b>	Furniture, Fixtures and Equipment
<b>FMO</b>	Facilities, Maintenance and Operations
<b>HQ</b>	Headquarters
<b>HVAC</b>	Heating, Ventilation and Air Conditioning
<b>IT</b>	Information Technology
<b>LACC</b>	Los Angeles City College
<b>LACCD</b>	Los Angeles Community College District
<b>LAHC</b>	Los Angeles Harbor College
<b>LAMC</b>	Los Angeles Mission College
<b>LAPC</b>	Los Angeles Pierce College
<b>LASC</b>	Los Angeles Southwest College
<b>LATTC</b>	Los Angeles Trade Tech College
<b>LAUSD</b>	Los Angeles Unified School District

# ACRONYMS AND ABBREVIATIONS

<b>LAVC</b>	Los Angeles Valley College
<b>LAX</b>	Los Angeles International Airport
<b>LEED</b>	Leadership in Energy and Environmental Design
<b>LSEDEV</b>	Local, Small, Emerging, Disabled, and Veteran
<b>LWHP</b>	Local Worker Hiring Program
<b>M&amp;O</b>	Maintenance and Operations
<b>MTA</b>	Metropolitan Transportation Authority
<b>OCIP</b>	Owner Controlled Insurance Program
<b>PE</b>	Physical Education
<b>PLA</b>	Project Labor Agreement
<b>PMO</b>	Program Management Office
<b>PV</b>	Photovoltaic
<b>RWGPL</b>	Roadway, Walkway, Grounds, Parking Lots
<b>SIS</b>	Student Information System
<b>SLE</b>	Student Learning Environment
<b>Specialty Consulting</b>	Located in the “College Projects Central Services” list, this line item includes prevailing wage labor compliance program costs, small business bond assistance program costs, real estate consulting costs, construction documentation services,
<b>SPS</b>	Student Program and Services
<b>STEAM</b>	Science, Technology, Engineering Art, and Mathematics
<b>Task Order</b>	Procurement method utilized to select a firm from an established bench of vendors that was competitively bid to provide construction/professional services.
<b>WLAC</b>	West Los Angeles College





**LOS ANGELES COMMUNITY COLLEGE DISTRICT:**

- Educational Services Center**  
770 Wilshire Blvd.  
Los Angeles, CA 90017
- East Los Angeles College**  
1301 Avenida Cesar Chavez  
Monterey Park, CA 91754
- Los Angeles City College**  
855 N. Vermont Ave.  
Los Angeles, CA 90029
- Los Angeles Harbor College**  
111 Figueroa Place  
Wilmingon, CA 90744
- Los Angeles Mission College**  
13356 Eldridge Ave.  
Sylmar, CA 91342
- Los Angeles Pierce College**  
6201 Winnetka Ave.  
Woodland Hills, CA 91371
- Los Angeles Southwest College**  
1600 W. Imperial Highway  
Los Angeles, CA 90047
- Los Angeles Trade-Technical College**  
400 W. Washington Blvd.  
Los Angeles, CA 90015
- Los Angeles Valley College**  
5800 Fulton Ave.  
Valley Glen, CA 91401
- West Los Angeles College**  
9000 Overland Ave.  
Culver City, CA 90230
- Van de Kamp Innovation Center**  
2930 Fletcher Drive  
Los Angeles, CA 90065
- South Gate Educational Center**  
2340 Firestone Blvd.  
South Gate, CA 90280

**SCHOOL DISTRICTS SERVED:**

- Alhambra City & High School District
- Beverly Hills Unified
- Burbank Unified
- Culver City Unified
- Garvey School District
- Las Virgenes Unified
- Los Angeles Unified
- Montebello Unified
- Palos Verdes Peninsula Unified
- San Gabriel Unified
- San Monica - Malibu Unified

**CITIES SERVED:**

- Agoura Hills
- Alhambra
- Bell (part)
- Bell Gardens (part)
- Beverly Hills
- Burbank
- Calabasas
- Carson (part)
- Commerce
- Cudahy
- Culver City (part)
- Downey (part)
- El Segundo (part)
- Gardena
- Hawthorne (part)
- Hidden Hills
- Inglewood (part)
- Lomita
- Long Beach (part)
- Los Angeles (part)
- Lynwood (part)
- Maywood
- Montebello (part)
- Monterey Park (part)
- Palos Verdes Estates
- Pico Rivera (part)
- Rolling Hills
- Rolling Hills Estates
- Rosemead (part)
- San Fernando
- San Gabriel (part)
- Santa Monica (part)
- South Gate (part)
- Temple City (part)
- Torrance (part)
- Vernon
- West Hollywood
- Westlake Village

The following zip codes are an approximation of the LACCD boundaries. Zip codes on the edge of the LACCD may actually include some areas in adjacent districts since the legal boundaries are defined by precincts not zip codes. Zip codes are here uniquely assigned to colleges on the basis of preponderance of enrollment from each zip code.

90001	90021	90040	90066	90280	91301	91352	91506
90002	90022	90041	90067	90291	91302	91356	91601
90003	90023	90042	90068	90292	91303	91361	91602
90004	90024	90043	90069	90293	91304	91362	91604
90005	90025	90044	90077	90303	91306	91364	91605
90006	90026	90045	90201	90501	91307	91367	91606
90007	90027	90046	90210	90502	91311	91401	91607
90008	90028	90047	90211	90640	91316	91402	91754
90010	90029	90048	90212	90710	91324	91403	91770
90011	90031	90049	90230	90717	91325	91405	91775
90012	90032	90057	90232	90731	91326	91406	91776
90014	90033	90058	90247	90732	91331	91411	91801
90015	90034	90059	90248	90744	91335	91423	91803
90016	90035	90061	90249	90745	91340	91436	
90017	90036	90062	90255	90746	91342	91501	