



# Los Angeles Community College District CHANCELLOR'S REPORT

LACCD Board Meeting  
August 4, 2021

Francisco C. Rodriguez, Ph.D.  
Chancellor

## ¡ESTAMOS ABIERTOS!



7 DE AGOSTO DE 2021 • 9 A.M. – 1 P.M.

EN EL CAMPUS




## TOPICS TO COVER



1. Chancellor's Monthly – August 2021
2. Open House Registration Fairs
3. COVID-19 Vaccinations, District Status
4. Student Outcomes 2020-21 Academic Year
5. Pilot Project at L.A. Pierce College

# CHANCELLOR'S MONTHLY – AUGUST 2021


- August 7 Open House Update
- District Status on COVID-19 Public Health Emergency & Recovery
- Update on the LACCD Enrollment and Marketing
- Foundation for the Los Angeles Community Colleges
- Communications, News Releases and Media Coverage Highlights



**OPEN HOUSE  
ENROLLMENT FAIR**

AUGUST 7, 2021  
9 A.M. – 1 P.M.

AT ALL NINE COLLEGES



LOS ANGELES CITY COLLEGE  
**LACC**  
The City's College.

elac  
FOUNDATION

LAHC  
LOS ANGELES  
HARBOR COLLEGE

LOS ANGELES  
MISSION COLLEGE

los angeles  
**PIERCE**  
COLLEGE

LOS ANGELES  
SOUTHWEST COLLEGE

LOS ANGELES TRADETECH  
**LATTC**  
A COMMUNITY COLLEGE

Los Angeles  
Valley College

**West**  
LA COLLEGE

**CHECK US OUT!**



# OPEN HOUSE REGISTRATION FAIRS

- All nine colleges hosting simultaneous Open House Registration Fairs!
- Saturday, Aug. 7, 9 a.m. to 1 p.m.



# COVID-19 VACCINATIONS



- More than 550 students vaccinated are receiving “Kaiser Max the Vax” incentive from Foundation for the Los Angeles Community Colleges and Kaiser Permanente
- All colleges continue offering vaccination clinics in July and August—including at Open Houses, Aug. 7
- Many offering additional incentives



# COVID-19 STATUS

- LACCD continues to follow County and State orders for indoor masking
- Next telebriefing update Aug. 6 with L.A. County Dept. of Public Health
- Many colleges now reporting increased cases due to Delta variant
- Self-check requirements remain
- New shipments of respirators ordered
- Moving forward with “Interim Assessment Report” –not demobilization for District, Colleges
- **Board today to review polices for mandated masking & vaccinations**



# REVIEW OF STUDENT OUTCOMES

Ryan Cornner, Ed.D., LACCD Vice Chancellor,  
Education Programs and Institutional Effectiveness



## AB 705 UPDATE ON STUDENT OUTCOMES

---

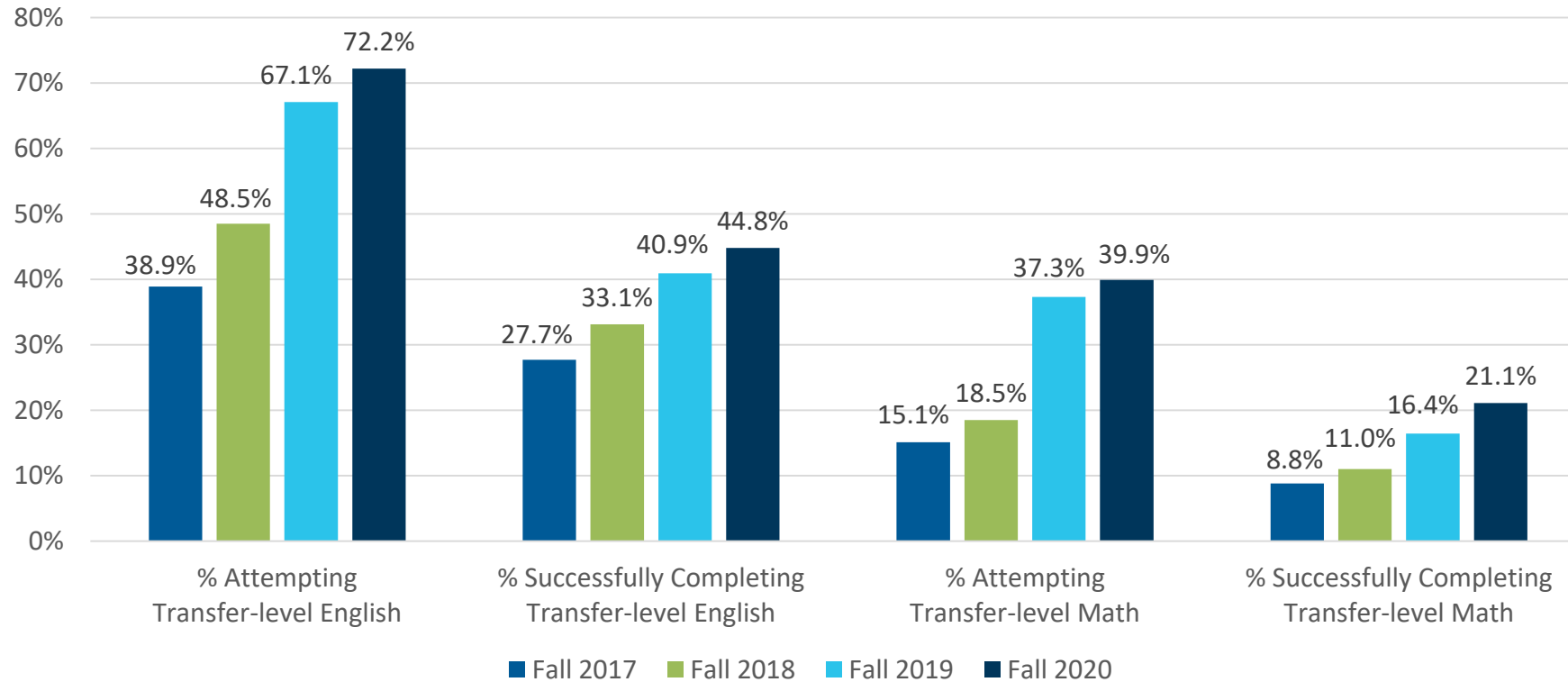
REVIEW OF STUDENT OUTCOMES  
FOR THE 2020-21 ACADEMIC YEAR

Educational Programs and Institutional Effectiveness





# New Student Rates for Attempting and Completing Transfer-level Courses

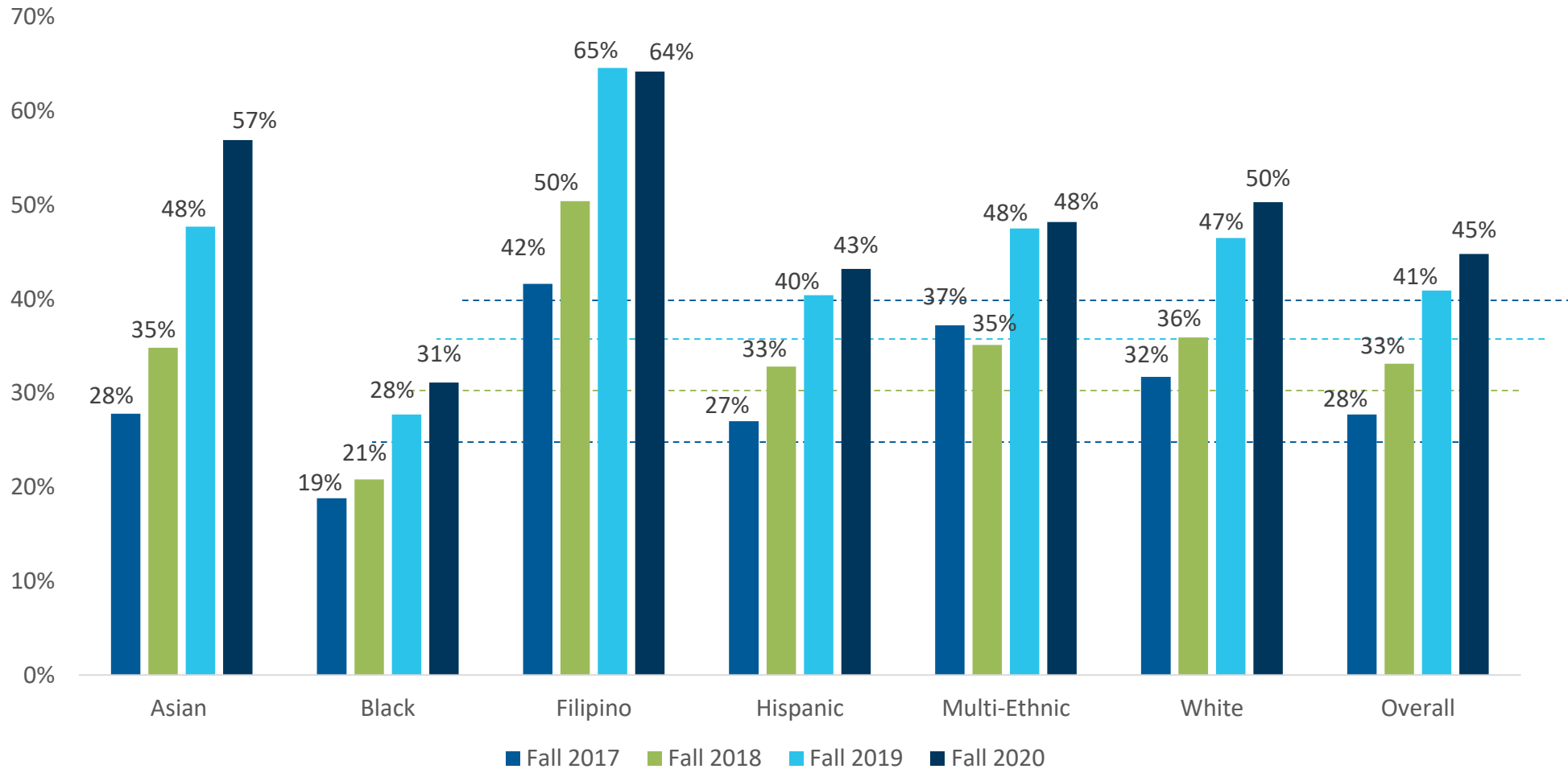


- Overall, the percentage of first-time students attempting and completing transfer-level English and Math within one year has increased over time.





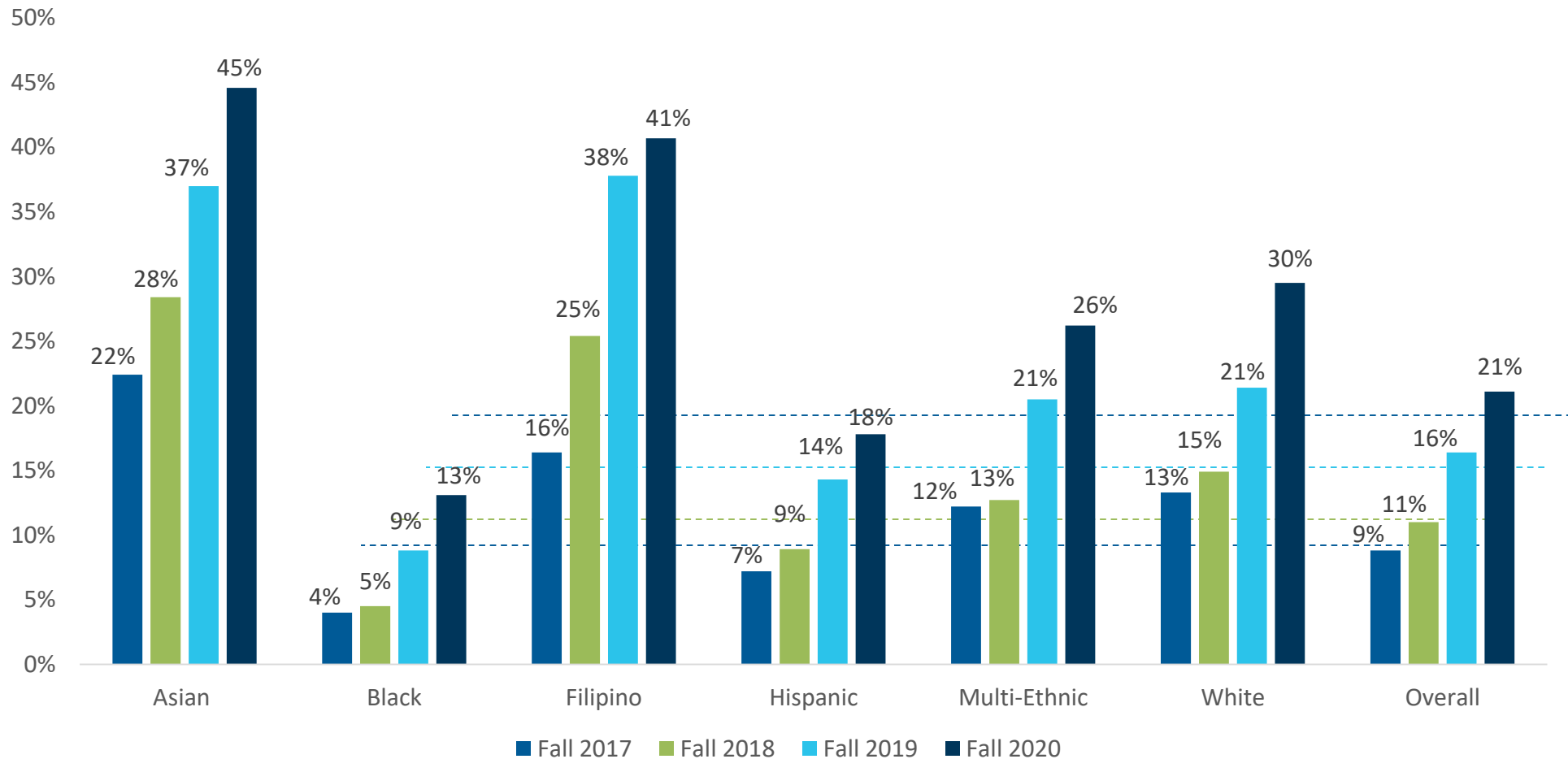
# New Students Completing Transfer-level English by Ethnicity



- While first-time student completion rates for transfer-level English have increased for all ethnic groups, persistent gaps remain, in particular for Black and Hispanic students.



# New Students Completing Transfer-level Math by Ethnicity



- First-time student completion rates for transfer-level math has also increased across all ethnic groups. However, gaps between students groups persist and are growing. Completion rates for Black and Hispanic student groups are increasing at a slower rate when compared to other student groups.

# Summary



- Actions to date
  - Revised curriculum including support integrated support components
  - Revised placement model
  - Additional college and online tutoring support
  - Regular meeting of AB 705 Taskforce
- The percentage of first-time students attempting transfer-level English and math courses has increased over time
  - From Fall 2017 to Fall 2020, there has been about a 33 ppt. increase for students attempting a transfer-level English courses and about a 25 ppt. increase for transfer-level math course attempts within a students' first year of enrollment.
- The percentage of first-time students successfully completing transfer-level English and math courses within one year has increased over time
  - From Fall 2017 to Fall 2020, there has been about a 17 ppt. increase for students passing a transfer-level English course and about a 12 ppt. increase for completion of a transfer-level math course within a students' first year of enrollment.
- First-time student completion rates for transfer-level English and math courses have increased across all ethnic groups.
  - However, equity gaps remain and are growing. One-year completion rates for Black and Hispanic student groups are increasing at a slower rate when compared to other student groups.



# “Math Success Academy”

Presentation by  
Professor Eddie Tchertchian  
Math Department Chair  
Los Angeles Pierce College